



# ERKADO

doors are our world

## WOODEN DOOR CATALOGUE

EDITION: I/2025  
valid from 3.03.2025

EN

# WOODEN EXTERIOR DOORS



## INNOVATIVE PRODUCTION TECHNOLOGY

This technology preserves the beauty of wooden doors while eliminating most of the problems associated with traditional board technologies, such as: tearing and shifting of door coffers, warping of leaves, uneven discolouration of individual door elements, cracking and corrugation of veneers, and problems with joint fillers.



## ROBUST DESIGN

The door is designed to maintain good thermal and acoustic insulation properties. Our doors feature a pine-meranti or pine-oak frame reinforced with sheet metal and a „C” shaped profile. It is up to you to decide how thick they are to be. The doors can be 72, 82 or 102 mm thick, but their design remains the same. Inside, between the sheathing made of a 7 or 12 mm thick waterproof meranti, pine or oak plywood is a truss filled with polyurethane foam.



## SAFETY


All doors are protected with a multipoint lock (or two independent locks), durable and robust hinges, and a sheet metal reinforcement to provide a sense of safety and prevent burglary.




## CARE FOR THE ENVIRONMENT

We use environmentally-friendly water-based varnish and wood from legal Polish forests for our doors. The waste generated during production is collected and recycled, and the production process is safe for our employees.

## FINISHING



STANDARD STRAIGHT OAK



KNOTTY OAK<sup>1)</sup>



KNOTTY OAK BRUSHED<sup>2)</sup>



PINE



MERANTI

<sup>1)</sup> at an extra charge – grain direction can be vertical or horizontal (except for models with deep milling)

<sup>2)</sup> at an extra charge – grain direction can be vertical or horizontal (except for models with deep milling)

## LACQUER

- Hydrodynamic painting with water-based paints according to the Erkado colour range or RAL opaque paints with the ADLER Protor system. Protor is a 2-component (5-layer) exterior door coating system with above-average resistance to weathering and wood-damaging fungi. Thanks to its high hardness and scratch resistance, the Protor system guarantees extreme durability of exterior doors for years to come.
- The wood used to make veneers differs in terms of colour, texture and consistency. Even a single tree may feature significant differences in this respect. These are the characteristic features of natural wood and may not be claimed.
- The presented colours are for illustrative purposes only and should not be used as colour samples.



NATURAL OAK



DARK OAK<sup>3)</sup>



TEAK



WALNUT



WHITE



RUSTIC OAK



WINCHESTER



GOLDEN OAK



MAHOGANY



ROSEWOOD



RAL 7016



ANTHRACITE QUARTZ



RAL COLOUR RANGE<sup>3)</sup>

<sup>3)</sup> at an extra charge <sup>4)</sup> most similar colour to PVC walnut

## EXTERIOR DOORS

<b>GLASS</b> line.....	14
<b>LAMELLO</b> line <b>NEW</b> .....	18
<b>INOX</b> line .....	20
<b>MODERN</b> line .....	33
<b>CLASSIC</b> line .....	49
<b>RETRO</b> line .....	62
<b>EXTENSION / DOSTAWKI</b> .....	65

## INTERIOR WOODEN DOORS

<b>UNO PREMIUM</b> .....	80
<b>UNO PREMIUM LUX</b> .....	82
<b>BALDUR</b> .....	84
<b>MAGNOLIA</b> .....	86
<b>LAURENCJA</b> .....	88
<b>MISKANT</b> .....	90
<b>TURAN</b> .....	92
<b>NEMEZJA</b> .....	94
<b>MILDA</b> .....	96
<b>ANUBIS</b> .....	98
<b>SYLENA</b> .....	100
<b>LOFT</b> .....	102
<b>DOOR FRAMES AND HARDWARE FOR INTERNAL DOORS</b> .....	104

<b>GLAZING UNITS</b> .....	104
<b>INTERIOR DOOR HANDLES</b> .....	105
<b>TECHNICAL FACTS</b> .....	106
<b>PIVOT DOORS</b> .....	111
<b>CLEAN AIR CERTIFICATES</b> .....	111
<b>EXTERIOR DOOR DIMENSIONS</b> .....	112
<b>ADDITIONAL FEES FOR EXTERIOR DOORS</b> .....	113
<b>ACCESSORIES FOR EXTERIOR DOORS</b> .....	114



# **WOODEN EXTERIOR DOORS**



**P1** p. 53



**P2** p. 53



**P3** p. 55



**P4** p. 56



**P5** p. 55



**P6** p. 58



**P7** p. 40



**P8** p. 46



**P9** p. 46



**P10** p. 47



**P11** p. 54



**P12** p. 58



**P13** p. 57



**P14** p. 58



**P15** p. 54



**P16** p. 55



**P17** p. 53



**P18** p. 48



**P19** p. 55



**P20** p. 47



**P21** p. 47



**P22** p. 43



**P23** p. 61



**P24** p. 39



**P25** p. 39





**P26** p. 38



**P27** p. 41



**P28** p. 46



**P29** p. 54



**P30** p. 61



**P31** p. 57



**P32** p. 44



**P33** p. 55



**P34** p. 43



**P35** p. 53



**P36** p. 57



**P37** p. 46



**P38** p. 53



**P39** p. 60



**P40** p. 39



**P41** p. 36




**P42** p. 25



**P44** p. 26



**P45** p. 55



**P46** p. 27



**P47** p. 46



**P48** p. 25



**P49** p. 60



**P50** p. 43



**P51** p. 60

# **WOODEN EXTERIOR DOORS**



**P52** p. 61



**P53** p. 36



**P54** p. 57



**P55** p. 38



**P56** p. 29



**P57** p. 24



**P58** p. 30



**P59** p. 48



**P60** p. 24




**P61** p. 44



**P62** p. 44



**P63** p. 60



**P64** p. 30



**P65** p. 60



**P66** p. 29



**P67** p. 37



**P68** p. 26



**P69** p. 41



**P70** p. 25



**P71** p. 40



**P72** p. 46



**P73** p. 44



**P74** p. 41



**P75** p. 44



**P76** p. 44



**P77** p. 45




**P78** p. 45



**P79** p. 37



**P80** p. 45



**P81** p. 30




**P82** p. 36



**P83** p. 37



**P84** p. 36



**P89** p. 31



**P90** p. 31



**P91** p. 26



**P92** p. 41



**P93** p. 45



**P94** p. 38



**P95** p. 28




**P96** p. 53



**P97** p. 30



**P98** p. 32



**P99** p. 26



**P100** p. 26




**P101** p. 28



**P102** p. 30



**P103** p. 31



**P104** p. 27



**P105** p. 27



## **WOODEN EXTERIOR DOORS**



**P106** p. 32



**P107** p. 47



**P108** p. 47



**P109** p. 47



**P110** p. 48



**P111** p. 58



**P112** p. 58



**P113** p. 57



**P114** p. 57



**P115** p. 56



**P116** p. 58



**P117** p. 56



**P118** p. 39



**P119** p. 37



**P120** p. 15



**P121** p. 15



**P122** p. 15



**P123** p. 15



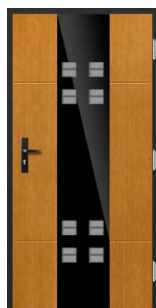
**P124** p. 15



**P125** p. 15



**P126** p. 16



**P127** p. 16



**P128** p. 24



**P129** p. 24



**P130** p. 26




**P131** p. 32



**P132** p. 32



**P133** p. 29



**P134** p. 30



**P135** p. 32



**P136** p. 24



**P137** p. 41



**P138** p. 37



**P139** p. 45



**P140** p. 36



**P141** p. 36



**P142** p. 40



**P143** p. 54



**P144** p. 54



**P145** p. 48



**P146** p. 41



**P147** p. 48



**P148** p. 45



**P149** p. 48



**P150** p. 24



**P151** p. 39



**P152** p. 16



**P153** p. 16



**P154** p. 17

## **WOODEN EXTERIOR DOORS**




**P155** p. 28



**P156** p. 29



**P157** p. 37



**P158** p. 29



**P159** p. 42



**P160** p. 42



**P161** p. 42



**P162** p. 42



**P163** p. 42



**P164** p. 42



**P165** p. 59



**P166** p. 59



**P167** p. 59



**P168** p. 59



**P169** p. 61



**P170** p. 61



**P171** p. 59



**P172** p. 60



**P173** p. 64



**P174** p. 39



**P175** p. 54



**P176** p. 17



**P177** p. 23



**P178** p. 17



**P179** p. 17





**P180** p. 23



**P181** p. 23



**P182** p. 64



**P183** p. 62



**P184** p. 64



**P185** p. 64



**P186** p. 59



**P187** p. 51



**P188** p. 17



**P189** p. 61



**P190** p. 64



**P191** p. 64



**P192** p. 34



**P193** p. 51



**P194** p. 51



**P195** p. 51



**P196** p. 51



**P197** p. 34



**P198** p. 34



**P199** p. 34



**P200** p. 34



**P201** p. 51



**P202** p. 52



**P203** p. 34




**P204** p. 35

# WOODEN EXTERIOR DOORS



**P205** p. 35



**P206** p. 29



**P207** p. 19



**P208** p. 52



**P209** p. 52



**P210** p. 22



**P211** p. 21



**P212** p. 50



**P213** p. 50



**P214** p. 63



**P215** p. 63



**P216** p. 50



**P217** p. 63



**P218** p. 63



**P219** p. 21



**P220** p. 21



**P221** p. 22



**P222** p. 22



**P223** p. 22



**P224** p. 21

## WOODEN EXTERIOR DOORS




**P225** p. 21



**P226** p. 22



**P227** p. 35



**P228** p. 22




**P229** p. 21



**P230** p. 50



**P231** p. 19



**P232** p. 18



**P233** p. 19



**P234** p. 19





Decorated with a black glass, the Glass line of timber doors perfectly complements modern buildings. Natural wood combined with a glossy black glass is a chic and timeless combination.

### Finishing material:

- meranti, oak or pine

### Design:

- a gasket in the leaf and the frame
- a burglary-proof rebate on the hinges side
- the external surface of the leaf made of waterproof plywood
- internal structure of the leaf in the form of a truss with a polyurethane foam filling
- the leaf tiles made of wood reinforced with sheet metal and a "C" profile

### Standard set:

- thickness: 72 mm
- two independent bolt locks
- four hinges adjustable in three planes
- glazing unit REFLEX BRONZE
- an aluminium threshold with a thermal separator or a wooden threshold



P123



### DOOR THICKNESS

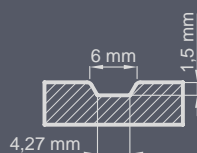
- ◀ 72 ▶
- ◀ 82 ▶
- ◀ 102 ▶

### TYPE



only for the thickness of 82 and 102 mm

### SHALLOW MILL WORK




### FINISHING



STANDARD STRAIGHT OAK



KNOTTY OAK BRUSHED<sup>2)</sup>



KNOTTY OAK<sup>1)</sup>



PINE



MERANTI

<sup>1)</sup> at an extra charge - grain direction can be vertical or horizontal (except for models with deep milling)

<sup>2)</sup> at an extra charge - grain direction can be vertical or horizontal (except for models with deep milling)



NATURAL OAK



DARK OAK<sup>4)</sup>



TEAK



WALNUT



WHITE



RUSTIC OAK



WINCHESTER



GOLDEN OAK



MAHOGANY



ROSEWOOD



RAL 7016



ANTHRACITE QUARTZ



RAL COLOUR RANGE<sup>3)</sup>

<sup>3)</sup> at an extra charge <sup>4)</sup> most similar colour to PVC walnut



**P120**

Black glass with translucent centre



**P121**



**P122**



**P123**

Knotty grain at an extra charge



**P124**

Knotty grain at an extra charge



**P125**

Knotty grain at an extra charge

Lacquered glass is only available on the external side of the door leaf.

**NON-REBATED DOORS** – extra charge for the 82 and 102 mm-thick rebated doors. Surcharge for non-leaf hinges in black.

The ERKADO doors are available in non-standard dimensions without an extra charge for non-standard dimensions. The extra charge only applies to the following doors: higher than 212 cm and wider than 102 cm. Inox black or another RAL-colour at an extra charge.



**P126**



**P127**



**P152**

Knotty grain at an extra charge  
Black glass with translucent centre



<sup>1)</sup> at an extra charge



**P153**

Knotty grain at an extra charge  
Venetian mirror with transparent centre



Lacquered glass is only available on the external side of the door leaf. **NON-REBATED DOORS** – extra charge for the 82 and 102 mm-thick rebated doors. Surcharge for non-leaf hinges in black. The ERKADO doors are available in non-standard dimensions without an extra charge for non-standard dimensions. The extra charge only applies to the following doors: higher than 212 cm and wider than 102 cm. Inox black or another RAL-colour at an extra charge.





### P176

Knotty grain at an extra charge  
Black glass with translucent centre



### P178



### P179

Venetian mirror with transparent centre




### P154 (external view)

Knotty grain at an extra charge  
Black glass with translucent centre



### P154 (inside view)

Knotty grain at an extra charge



### P188

1 black glass 2 black inox

Knotty grain at an extra charge  
Double-sided Inox at an extra charge

Lacquered glass is only available on the external side of the door leaf.

**NON-REBATED DOORS** - extra charge for the 82 and 102 mm-thick rebated doors. Surcharge for non-leaf hinges in black.

The ERKADO doors are available in non-standard dimensions without an extra charge for non-standard dimensions. The extra charge only applies to the following doors: higher than 212 cm and wider than 102 cm. Inox black or another RAL-colour at an extra charge.

NEW

The LAMELLO wooden door collection is a harmonious combination of the natural beauty of wood with modern design, which brings elegance and style to any interior.

**Finishing material:**

- meranti, oak or pine

**Design:**

- a gasket in the leaf and the frame
- a burglary-proof rebate on the hinges side
- the external surface of the leaf made of waterproof plywood
- internal structure of the leaf in the form of a truss with a polyurethane foam filling
- the leaf tiles made of wood reinforced with sheet metal and a "C" profile

**Standard set:**

- thickness: 72 mm
- two independent bolt locks
- four hinges adjustable in three planes
- glazing unit REFLEX BRONZE
- an aluminium threshold with a thermal separator or a wooden threshold

**DOOR THICKNESS**

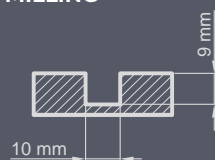
◀ 72 ▶ ◀ 82 ▶ ◀ 102 ▶

**TYPE**

only for the thickness of 82 and 102 mm

**P232**

Milling and painted glass are only on one side of the exterior  
Black glass with translucent centre

**MILLING**

NATURAL OAK

DARK OAK <sup>4)</sup>

TEAK



WALNUT



WHITE



RUSTIC OAK



WINCHESTER



GOLDEN OAK



MAHOGANY



ROSEWOOD



RAL 7016



ANTHRACITE QUARTZ

RAL COLOUR RANGE <sup>1)</sup>



Milling and painted glass are only available on one side in the LAMELLO collection.



P207

Milling only on one side from the outside



P231




P233



P234

Black glass with translucent centre



<sup>1)</sup> at an extra charge



**NON-REBATED DOORS** – extra charge for the 82 and 102 mm-thick rebated doors. Surcharge for non-leaf hinges in black.  
The ERKADO doors are available in non-standard dimensions without an extra charge for non-standard dimensions. The extra charge only applies to the following doors: higher than 212 cm and wider than 102 cm.

Precious brushed aluminium combined with natural wood to provide top design. The Inox panel additionally protects the door surface against external damage.

### Finishing material:

- meranti, oak or pine

### Design:

- a gasket in the leaf and the frame
- a burglary-proof rebate on the hinges side
- the external surface of the leaf made of waterproof plywood
- internal structure of the leaf in the form of a truss with a polyurethane foam filling
- the leaf tiles made of wood reinforced with sheet metal and a "C" profile

### Standard set:

- thickness: 72 mm
- two independent bolt locks
- four hinges adjustable in three planes
- glazing unit REFLEX BRONZE
- an aluminium threshold with a thermal separator or a wooden threshold

NEW



P223



### DOOR THICKNESS

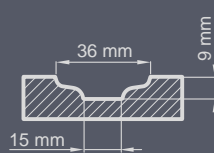
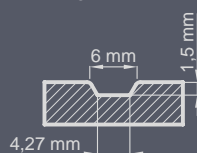
◀ 72 ▶ ◀ 82 ▶ ◀ 102 ▶

### TYPE



only for the thickness of 82 and 102 mm

### MILLING



### FINISHING



STANDARD STRAIGHT OAK



KNOTTY OAK BRUSHED<sup>2)</sup>



KNOTTY OAK<sup>1)</sup>



PINE



MERANTI

<sup>1)</sup> at an extra charge - grain direction can be vertical or horizontal (except for models with deep milling)

<sup>2)</sup> at an extra charge - grain direction can be vertical or horizontal (except for models with deep milling)



NATURAL OAK



DARK OAK<sup>4)</sup>



TEAK



WALNUT



WHITE



RUSTIC OAK



WINCHESTER



GOLDEN OAK



MAHOGANY



ROSEWOOD



RAL 7016



ANTHRACITE QUARTZ



RAL COLOUR RANGE<sup>3)</sup>

<sup>3)</sup> at an extra charge <sup>4)</sup> most similar colour to PVC walnut



Inox black or another RAL-colour at an extra charge.

**P211**

Extra charge for double-sided inox

**P219**

Extra charge for double-sided inox

**P220**

Extra charge for double-sided inox

**P225**

Extra charge for double-sided inox

**P224**

Extra charge for double-sided inox

**P229**

Extra charge for double-sided inox

**NON-REBATED DOORS** – extra charge for the 82 and 102 mm-thick rebated doors. Surcharge for non-leaf hinges in black.

The ERKADO doors are available in non-standard dimensions without an extra charge for non-standard dimensions. The extra charge only applies to the following doors: higher than 212 cm and wider than 102 cm. Inox black or another RAL-colour at an extra charge.

Inox black or another RAL-colour at an extra charge.

**P223**

Extra charge for double-sided inox

**P226**

Extra charge for double-sided inox

**P221**

Extra charge for double-sided inox

**P210**

Extra charge for double-sided inox

**P222**

Extra charge for double-sided inox

**P228**

Extra charge for double-sided inox

**NON-REBATED DOORS** – extra charge for the 82 and 102 mm-thick rebated doors. Surcharge for non-leaf hinges in black.

The ERKADO doors are available in non-standard dimensions without an extra charge for non-standard dimensions. The extra charge only applies to the following doors: higher than 212 cm and wider than 102 cm. Inox black or another RAL-colour at an extra charge.



Inox black or another RAL-colour at an extra charge.



**P177**

Knotty grain at an extra charge  
Extra charge for double-sided inox




**P180**

Knotty grain at an extra charge  
Extra charge for double-sided inox



**P181**

Knotty grain at an extra charge  
Extra charge for double-sided inox



<sup>1)</sup> at an extra charge



**NON-REBATED DOORS** – extra charge for the 82 and 102 mm-thick rebated doors. Surcharge for non-leaf hinges in black.  
The ERKADO doors are available in non-standard dimensions without an extra charge for non-standard dimensions. The extra charge only applies to the following doors: higher than 212 cm and wider than 102 cm. Inox black or another RAL-colour at an extra charge.

Inox black or another RAL-colour at an extra charge.



**P128**

Extra charge for double-sided inox



**P129**

Extra charge for double-sided inox



**P60**

Extra charge for double-sided inox



**P150**

Extra charge for double-sided inox



**P136**

Extra charge for double-sided inox  
Two-colour at an extra charge



**P57**

Extra charge for double-sided inox  
Two-colour at an extra charge

**NON-REBATED DOORS** - extra charge for the 82 and 102 mm-thick rebated doors. Surcharge for non-leaf hinges in black.

The ERKADO doors are available in non-standard dimensions without an extra charge for non-standard dimensions. The extra charge only applies to the following doors: higher than 212 cm and wider than 102 cm. Inox black or another RAL-colour at an extra charge.





Inox black or another RAL-colour at an extra charge.



**P70**

Extra charge for double-sided inox




**P48**

Extra charge for double-sided inox



**P42**

Extra charge for double-sided inox



<sup>1)</sup> at an extra charge



**NON-REBATED DOORS** – extra charge for the 82 and 102 mm-thick rebated doors. Surcharge for non-leaf hinges in black.  
The ERKADO doors are available in non-standard dimensions without an extra charge for non-standard dimensions. The extra charge only applies to the following doors: higher than 212 cm and wider than 102 cm. Inox black or another RAL-colour at an extra charge.

Inox black or another RAL-colour at an extra charge.



**P99**

Extra charge for double-sided inox



**P68**

Extra charge for double-sided inox  
Sandblasted glass at an extra charge



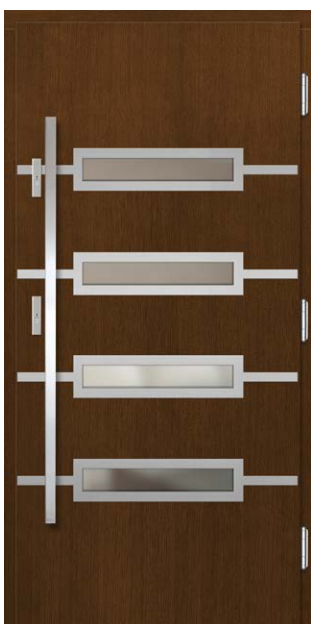
**P130**

Extra charge for double-sided inox



**P44**

Extra charge for double-sided inox



**P91**

Extra charge for double-sided inox



**P100**

Extra charge for double-sided inox

**NON-REBATED DOORS** - extra charge for the 82 and 102 mm-thick rebated doors. Surcharge for non-leaf hinges in black.

The ERKADO doors are available in non-standard dimensions without an extra charge for non-standard dimensions. The extra charge only applies to the following doors: higher than 212 cm and wider than 102 cm. Inox black or another RAL-colour at an extra charge.



Inox black or another RAL-colour at an extra charge.



**P105**

Extra charge for double-sided inox 300 zł




**P46**

Extra charge for double-sided inox 300 zł




**P104**

Extra charge for double-sided inox  
Bottom steel kick plate at an extra charge



<sup>11</sup> at an extra charge



**NON-REBATED DOORS** – extra charge for the 82 and 102 mm-thick rebated doors. Surcharge for non-leaf hinges in black.  
The ERKADO doors are available in non-standard dimensions without an extra charge for non-standard dimensions. The extra charge only applies to the following doors: higher than 212 cm and wider than 102 cm. Inox black or another RAL-colour at an extra charge.



Inox black or another RAL-colour at an extra charge.



**P155**

Extra charge for double-sided inox




**P101**

Extra charge for double-sided inox



**P95**

Extra charge for double-sided inox



<sup>1)</sup> at an extra charge



**NON-REBATED DOORS** – extra charge for the 82 and 102 mm-thick rebated doors. Surcharge for non-leaf hinges in black.

The ERKADO doors are available in non-standard dimensions without an extra charge for non-standard dimensions. The extra charge only applies to the following doors: higher than 212 cm and wider than 102 cm. Inox black or another RAL-colour at an extra charge.





Inox black or another RAL-colour at an extra charge.



**P66**

Extra charge for double-sided inox



**P133**

Extra charge for double-sided inox



**P56**

Extra charge for double-sided inox



**P156**

Knotty grain at an extra charge  
Extra charge for inox double-sided + two-colour  
For doors as shown in the picture, an extra charge must be added to the basic price (black, two-colour, knotty grain)

- ① RAL 9005 black lacquered
- ② black inox



**P158**

Extra charge for double-sided inox



**P206**

Extra charge for double-sided inox  
Two-colour at an extra charge

**NON-REBATED DOORS** - extra charge for the 82 and 102 mm-thick rebated doors. Surcharge for non-leaf hinges in black.

The ERKADO doors are available in non-standard dimensions without an extra charge for non-standard dimensions. The extra charge only applies to the following doors: higher than 212 cm and wider than 102 cm. Inox black or another RAL-colour at an extra charge.



Inox black or another RAL-colour at an extra charge.



**P58**

Extra charge for double-sided inox




**P97**

Extra charge for double-sided inox




**P134**

Extra charge for double-sided inox



**P81**

Extra charge for double-sided inox



**P64**

Extra charge for double-sided inox



**P102**

Extra charge for double-sided inox

**NON-REBATED DOORS** - extra charge for the 82 and 102 mm-thick rebated doors. Surcharge for non-leaf hinges in black.

The ERKADO doors are available in non-standard dimensions without an extra charge for non-standard dimensions. The extra charge only applies to the following doors: higher than 212 cm and wider than 102 cm. Inox black or another RAL-colour at an extra charge.



Inox black or another RAL-colour at an extra charge.



**P89**

Extra charge for double-sided inox  
Stained glassat an extra charge



**P90**

Extra charge for double-sided inox  
Stained glassat an extra charge



**P103**

Extra charge for double-sided inox  
Stained glassat an extra charge



<sup>1)</sup> at an extra charge



**NON-REBATED DOORS** – extra charge for the 82 and 102 mm-thick rebated doors. Surcharge for non-leaf hinges in black.  
The ERKADO doors are available in non-standard dimensions without an extra charge for non-standard dimensions. The extra charge only applies to the following doors: higher than 212 cm and wider than 102 cm. Inox black or another RAL-colour at an extra charge.

Inox black or another RAL-colour at an extra charge.



**P131**

Extra charge for double-sided inox



**P132**

Extra charge for double-sided inox  
Stained glass at an extra charge



**P135**

Extra charge for double-sided inox  
Two-colour at an extra charge



**P106**

Extra charge for double-sided inox



**P98**

Extra charge for double-sided inox

**NON-REBATED DOORS** - extra charge for the 82 and 102 mm-thick rebated doors. Surcharge for non-leaf hinges in black.

The ERKADO doors are available in non-standard dimensions without an extra charge for non-standard dimensions. The extra charge only applies to the following doors: higher than 212 cm and wider than 102 cm. Inox black or another RAL-colour at an extra charge.



The characteristic feature of this line is its modern-looking milling and glazing. The models are characterized by a coherent design based on geometric figures.

### Finishing material:

- meranti, oak or pine

### Design:

- a gasket in the leaf and the frame
- a burglary-proof rebate on the hinges side
- the external surface of the leaf made of waterproof plywood
- internal structure of the leaf in the form of a truss with a polyurethane foam filling
- the leaf tiles made of wood reinforced with sheet metal and a "C" profile

### Standard set:

- thickness: 72 mm
- two independent bolt locks
- four hinges adjustable in three planes
- glazing unit REFLEX BRONZE
- an aluminium threshold with a thermal separator or a wooden threshold



P227



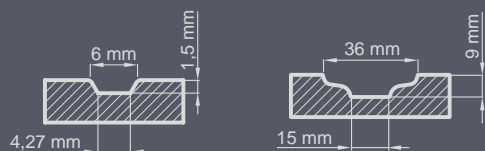
### DOOR THICKNESS

◀ 72 ▶ ◀ 82 ▶ ◀ 102 ▶

### TYPE



### MILLING



### FINISHING



STANDARD STRAIGHT OAK



KNOTTY OAK BRUSHED <sup>2)</sup>



KNOTTY OAK <sup>1)</sup>



PINE



MERANTI

<sup>1)</sup> at an extra charge - grain direction can be vertical or horizontal (except for models with deep milling)  
<sup>2)</sup> at an extra charge - grain direction can be vertical or horizontal (except for models with deep milling)



NATURAL OAK



DARK OAK <sup>4)</sup>



TEAK



WALNUT



WHITE



RUSTIC OAK



WINCHESTER



GOLDEN OAK



MAHOGANY



ROSEWOOD



RAL 7016



ANTHRACITE QUARTZ



RAL COLOUR RANGE <sup>3)</sup>

<sup>3)</sup> at an extra charge <sup>4)</sup> most similar colour to PVC walnut



**P192**



**P197**



**P198**



**P199**



**P200**



**P203**

**NON-REBATED DOORS** - extra charge for the 82 and 102 mm-thick rebated doors. Surcharge for non-leaf hinges in black.

The ERKADO doors are available in non-standard dimensions without an extra charge for non-standard dimensions. The extra charge only applies to the following doors: higher than 212 cm and wider than 102 cm.




P227



P204



P205



<sup>1)</sup> at an extra charge



**NON-REBATED DOORS** – extra charge for the 82 and 102 mm-thick rebated doors. Surcharge for non-leaf hinges in black.  
The ERKADO doors are available in non-standard dimensions without an extra charge for non-standard dimensions. The extra charge only applies to the following doors: higher than 212 cm and wider than 102 cm.



**P82**



**P140**



**P141**



**P84**



**P53**



**P41**

**NON-REBATED DOORS** - extra charge for the 82 and 102 mm-thick rebated doors. Surcharge for non-leaf hinges in black.

The ERKADO doors are available in non-standard dimensions without an extra charge for non-standard dimensions. The extra charge only applies to the following doors: higher than 212 cm and wider than 102 cm.





P83



P79



P138



P67




P119



P157

Knotty grain at an extra charge

**NON-REBATED DOORS** - extra charge for the 82 and 102 mm-thick rebated doors. Surcharge for non-leaf hinges in black.  
The ERKADO doors are available in non-standard dimensions without an extra charge for non-standard dimensions. The extra charge only applies to the following doors: higher than 212 cm and wider than 102 cm.



**P55**




**P94**



**P26**



<sup>1)</sup> at an extra charge



**NON-REBATED DOORS** – extra charge for the 82 and 102 mm-thick rebated doors. Surcharge for non-leaf hinges in black.

The ERKADO doors are available in non-standard dimensions without an extra charge for non-standard dimensions. The extra charge only applies to the following doors: higher than 212 cm and wider than 102 cm.



P151



P24



P25



P40




P118



P174

**NON-REBATED DOORS** - extra charge for the 82 and 102 mm-thick rebated doors. Surcharge for non-leaf hinges in black.

The ERKADO doors are available in non-standard dimensions without an extra charge for non-standard dimensions. The extra charge only applies to the following doors: higher than 212 cm and wider than 102 cm.



**P71**




**P7**



**P142**



<sup>1)</sup> at an extra charge



**NON-REBATED DOORS** – extra charge for the 82 and 102 mm-thick rebated doors. Surcharge for non-leaf hinges in black.

The ERKADO doors are available in non-standard dimensions without an extra charge for non-standard dimensions. The extra charge only applies to the following doors: higher than 212 cm and wider than 102 cm.





P146



P27



P92



P74



P137



P69

**NON-REBATED DOORS** - extra charge for the 82 and 102 mm-thick rebated doors. Surcharge for non-leaf hinges in black.

The ERKADO doors are available in non-standard dimensions without an extra charge for non-standard dimensions. The extra charge only applies to the following doors: higher than 212 cm and wider than 102 cm.



**P159**



**P160**



**P161**



**P162**



**P163**



**P164**

**NON-REBATED DOORS** - extra charge for the 82 and 102 mm-thick rebated doors. Surcharge for non-leaf hinges in black.

The ERKADO doors are available in non-standard dimensions without an extra charge for non-standard dimensions. The extra charge only applies to the following doors: higher than 212 cm and wider than 102 cm.



P50



P22



P34



<sup>11</sup> at an extra charge



**NON-REBATED DOORS** – extra charge for the 82 and 102 mm-thick rebated doors. Surcharge for non-leaf hinges in black.

The ERKADO doors are available in non-standard dimensions without an extra charge for non-standard dimensions. The extra charge only applies to the following doors: higher than 212 cm and wider than 102 cm.



**P75**



**P61**



**P76**



**P62**



**P73**



**P32**

**NON-REBATED DOORS** - extra charge for the 82 and 102 mm-thick rebated doors. Surcharge for non-leaf hinges in black.

The ERKADO doors are available in non-standard dimensions without an extra charge for non-standard dimensions. The extra charge only applies to the following doors: higher than 212 cm and wider than 102 cm.





**P139**



**P77**



**P93**



**P80**



**P78**



**P148**

**NON-REBATED DOORS** – extra charge for the 82 and 102 mm-thick rebated doors. Surcharge for non-leaf hinges in black.

The ERKADO doors are available in non-standard dimensions without an extra charge for non-standard dimensions. The extra charge only applies to the following doors: higher than 212 cm and wider than 102 cm.





**P8**



**P9**



**P28**



**P47**



**P37**



**P72**

**NON-REBATED DOORS** - extra charge for the 82 and 102 mm-thick rebated doors. Surcharge for non-leaf hinges in black.

The ERKADO doors are available in non-standard dimensions without an extra charge for non-standard dimensions. The extra charge only applies to the following doors: higher than 212 cm and wider than 102 cm.



P107



P108



P109



P20



P21

Stained glass at an extra charge



P10

**NON-REBATED DOORS** – extra charge for the 82 and 102 mm-thick rebated doors. Surcharge for non-leaf hinges in black.  
The ERKADO doors are available in non-standard dimensions without an extra charge for non-standard dimensions. The extra charge only applies to the following doors: higher than 212 cm and wider than 102 cm.



**P145**



**P147**



**P149**



**P59**



**P110**

Knotty grain at an extra charge



**P18**

**NON-REBATED DOORS** - extra charge for the 82 and 102 mm-thick rebated doors. Surcharge for non-leaf hinges in black.

The ERKADO doors are available in non-standard dimensions without an extra charge for non-standard dimensions. The extra charge only applies to the following doors: higher than 212 cm and wider than 102 cm.



The CLASSIC door line is designed for classic houses. The characteristic feature of this line is its traditional and timeless design

### Finishing material:

- meranti, oak or pine

### Design:

- a gasket in the leaf and the frame
- a burglary-proof rebate on the hinges side
- the external surface of the leaf made of waterproof plywood
- internal structure of the leaf in the form of a truss with a polyurethane foam filling
- the leaf tiles made of wood reinforced with sheet metal and a "C" profile

### Standard set:

- thickness: 72 mm
- two independent bolt locks
- four hinges adjustable in three planes
- glazing unit REFLEX BRONZE
- an aluminium threshold with a thermal separator or a wooden threshold



P230



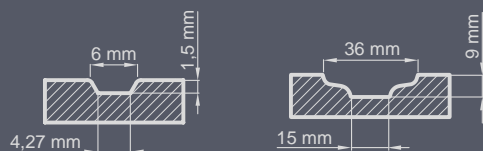
### DOOR THICKNESS

◀ 72 ▶ ◀ 82 ▶ ◀ 102 ▶

### TYPE



### MILLING



### FINISHING



STANDARD STRAIGHT OAK



KNOTTY OAK BRUSHED <sup>1)</sup>



KNOTTY OAK <sup>1)</sup>



PINE



MERANTI

<sup>1)</sup> at an extra charge - grain direction can be vertical or horizontal (except for models with deep milling)  
<sup>2)</sup> at an extra charge - grain direction can be vertical or horizontal (except for models with deep milling)



NATURAL OAK



DARK OAK <sup>4)</sup>



TEAK



WALNUT



WHITE



RUSTIC OAK



WINCHESTER



GOLDEN OAK



MAHOGANY



ROSEWOOD



RAL 7016



ANTHRACITE QUARTZ



RAL COLOUR RANGE <sup>3)</sup>

<sup>3)</sup> at an extra charge <sup>4)</sup> most similar colour to PVC walnut



NEW

**P212**

Sandblasted glass at an extra charge



NEW

**P213**


Sandblasted glass at an extra charge



NEW

**P216**

Sandblasted glass at an extra charge



<sup>1)</sup> at an extra charge



NEW

**P230**



**NON-REBATED DOORS** – extra charge for the 82 and 102 mm-thick rebated doors. Surcharge for non-leaf hinges in black.

The ERKADO doors are available in non-standard dimensions without an extra charge for non-standard dimensions. The extra charge only applies to the following doors: higher than 212 cm and wider than 102 cm.



P193



P194



P195



P196



P201



P187

**NON-REBATED DOORS** - extra charge for the 82 and 102 mm-thick rebated doors. Surcharge for non-leaf hinges in black.

The ERKADO doors are available in non-standard dimensions without an extra charge for non-standard dimensions. The extra charge only applies to the following doors: higher than 212 cm and wider than 102 cm.







**P202**



**P208**



**P209**



<sup>1)</sup> at an extra charge



**NON-REBATED DOORS** – extra charge for the 82 and 102 mm-thick rebated doors. Surcharge for non-leaf hinges in black.

The ERKADO doors are available in non-standard dimensions without an extra charge for non-standard dimensions. The extra charge only applies to the following doors: higher than 212 cm and wider than 102 cm.





P96



P17



P1



P38



P2



P35

**NON-REBATED DOORS** - extra charge for the 82 and 102 mm-thick rebated doors. Surcharge for non-leaf hinges in black.

The ERKADO doors are available in non-standard dimensions without an extra charge for non-standard dimensions. The extra charge only applies to the following doors: higher than 212 cm and wider than 102 cm.





**P15**



**P11**



**P29**



**P175**



**P144**



**P143**

**NON-REBATED DOORS** - extra charge for the 82 and 102 mm-thick rebated doors. Surcharge for non-leaf hinges in black.

The ERKADO doors are available in non-standard dimensions without an extra charge for non-standard dimensions. The extra charge only applies to the following doors: higher than 212 cm and wider than 102 cm.



P5



P3



P45



P19



P33



P16

**NON-REBATED DOORS** - extra charge for the 82 and 102 mm-thick rebated doors. Surcharge for non-leaf hinges in black.

The ERKADO doors are available in non-standard dimensions without an extra charge for non-standard dimensions. The extra charge only applies to the following doors: higher than 212 cm and wider than 102 cm.



**P4**

Stained glass at an extra charge



**P117**



**P115**

Stained glass at an extra charge



<sup>1)</sup> at an extra charge



**NON-REBATED DOORS** – extra charge for the 82 and 102 mm-thick rebated doors. Surcharge for non-leaf hinges in black.

The ERKADO doors are available in non-standard dimensions without an extra charge for non-standard dimensions. The extra charge only applies to the following doors: higher than 212 cm and wider than 102 cm.





**P36**

Stained glass at an extra charge



**P113**



**P114**



**P31**



**P54**



**P13**

Stained glass at an extra charge

**NON-REBATED DOORS** - extra charge for the 82 and 102 mm-thick rebated doors. Surcharge for non-leaf hinges in black.

The ERKADO doors are available in non-standard dimensions without an extra charge for non-standard dimensions. The extra charge only applies to the following doors: higher than 212 cm and wider than 102 cm.



**P12**



**P6**



**P14**



**P116**



**P112**



**P111**

**NON-REBATED DOORS** - extra charge for the 82 and 102 mm-thick rebated doors. Surcharge for non-leaf hinges in black.

The ERKADO doors are available in non-standard dimensions without an extra charge for non-standard dimensions. The extra charge only applies to the following doors: higher than 212 cm and wider than 102 cm.



P165



P166



P167



P186



P168



P171

**NON-REBATED DOORS** – extra charge for the 82 and 102 mm-thick rebated doors. Surcharge for non-leaf hinges in black.  
The ERKADO doors are available in non-standard dimensions without an extra charge for non-standard dimensions. The extra charge only applies to the following doors: higher than 212 cm and wider than 102 cm.





**P63**



**P49**



**P39**



**P65**



**P51**



**P172**

**NON-REBATED DOORS** - extra charge for the 82 and 102 mm-thick rebated doors. Surcharge for non-leaf hinges in black.

The ERKADO doors are available in non-standard dimensions without an extra charge for non-standard dimensions. The extra charge only applies to the following doors: higher than 212 cm and wider than 102 cm.





**P30**



**P52**

Stained glass at an extra charge



**P23**

Stained glass at an extra charge



**P189**

Internal muntin at an extra charge



**P169**

Stained glass at an extra charge



**P170**

Stained glass at an extra charge

**NON-REBATED DOORS** – extra charge for the 82 and 102 mm-thick rebated doors. Surcharge for non-leaf hinges in black.  
The ERKADO doors are available in non-standard dimensions without an extra charge for non-standard dimensions. The extra charge only applies to the following doors: higher than 212 cm and wider than 102 cm.

The RETRO door line is designed for classic houses. The characteristic feature of this line is its traditional and timeless design

### Finishing material:

- meranti, oak or pine

### Design:

- a gasket in the leaf and the frame
- a burglary-proof rebate on the hinges side
- the external surface of the leaf made of waterproof plywood
- internal structure of the leaf in the form of a truss with a polyurethane foam filling
- the leaf tiles made of wood reinforced with sheet metal and a "C" profile

### Standard set:

- thickness: 72 mm
- two independent bolt locks
- four hinges adjustable in three planes
- glazing unit REFLEX BRONZE
- an aluminium threshold with a thermal separator or a wooden threshold



P183



### DOOR THICKNESS

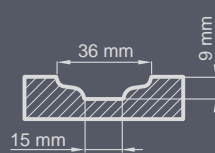
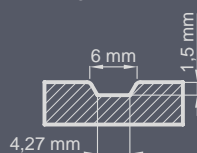
- ◀ 72 ▶
- ◀ 82 ▶
- ◀ 102 ▶

### TYPE



only for the thickness of 82 and 102 mm

### MILLING



NATURAL OAK



DARK OAK <sup>4)</sup>



TEAK



WALNUT



WHITE



RUSTIC OAK



WINCHESTER



GOLDEN OAK



MAHOGANY



ROSEWOOD



RAL 7016



ANTHRACITE QUARTZ



RAL COLOUR RANGE <sup>1)</sup>

<sup>1)</sup> at an extra charge <sup>4)</sup> most similar colour to PVC walnut



Decorative elements are available on both sides




P215



P217



P218



<sup>1)</sup> at an extra charge



P214



**NON-REBATED DOORS** – extra charge for the 82 and 102 mm-thick rebated doors. Surcharge for non-leaf hinges in black.  
The ERKADO doors are available in non-standard dimensions without an extra charge for non-standard dimensions. The extra charge only applies to the following doors: higher than 212 cm and wider than 102 cm.



**P182**



**P191**



**P190**



**P173**



**P184**



**P185**

**NON-REBATED DOORS** - extra charge for the 82 and 102 mm-thick rebated doors. Surcharge for non-leaf hinges in black.

The ERKADO doors are available in non-standard dimensions without an extra charge for non-standard dimensions. The extra charge only applies to the following doors: higher than 212 cm and wider than 102 cm.




## ≡ FIXED GLAZED EXTENSIONS



WITH A GLASS FLUSH WITH THE LEAF SURFACE  
(available only with flush doors)



**P158**



**P154**

Note: the fixed extension imitating a door leaf is mounted on hinges.





**P185**  
+ FIXED GLAZED EXTENSION IN THE FRAME



**P18**  
+ FIXED GLAZED EXTENSIONS IN THE FRAME  
WITH MUNTINS GLUED ON BOTH SIDES OF THE GLASS




**P17**  
+ FIXED GLAZED EXTENSIONS IN THE FRAME



**P184**  
+ FIXED GLAZED EXTENSION IN THE FRAME



**P174**  
+ FIXED GLAZED EXTENSION IN THE FRAME




**P163**  
+ FIXED GLAZED EXTENSIONS IN THE FRAME



**P169**  
+ FIXED GLAZED EXTENSION (LEAF IMITATION)



**P170**  
+ FIXED GLAZED EXTENSIONS (LEAF IMITATION)



**P1**

- + FULL OPENING EXTENSION LEAF IMITATION + 2 x FIXED GLASS EXTENSIONS LEAF IMITATION
- + FANLIGHT FIXED GLAZED LEAF IMITATION



**P183**

- + FIXED GLAZED EXTENSION IN THE FRAME
- + FIXED GLAZED FANLIGHT IN THE FRAME



**P185**

- + 2 x FIXED GLAZED EXTENSIONS IN THE FRAME
- + FIXED GLAZED FANLIGHT IN THE FRAME





**P1**  
+ 2 x FIXED GLASS EXTENSIONS LEAF IMITATION



**P183**  
+ FIXED GLAZED EXTENSION LEAF IMITATION



Note: the fixed extension imitating a door leaf is mounted on hinges.



**P164**  
+ FIXED GLAZED EXTENSION



**P162**  
+ FIXED GLASS EXTENSIONS





**P189**  
+ 2 x FIXED GLASS EXTENSIONS + FANLIGHT  
+ ARCHED FANLIGHT WITH MUNTINS

The arch is priced individually



**P121**  
+ GLASS EXTENSION



**P3**  
+ FIXED GLAZED EXTENSION (LEAF IMITATION)



**P17**  
+ FIXED GLASS EXTENSIONS

Note: the fixed extension imitating a door leaf is mounted on hinges.








**P156**  
+ FIXED GLAZED EXTENSION



**P1**  
+ FIXED EXTENSIONS (LEAF IMITATION)



**P66**  
+ FIXED GLAZED EXTENSION LEAF IMITATION



**P155**  
+ FIXED GLASS EXTENSIONS





**P67**  
+ FIXED GLAZED EXTENSIONS (LEAF IMITATION)



**P89**  
+ FIXED GLAZED EXTENSIONS (LEAF IMITATION)



**P65**  
+ FIXED GLAZED EXTENSION (LEAF IMITATION)



**P25**  
+ FIXED GLAZED EXTENSION (LEAF IMITATION)



**P9**  
+ FIXED GLAZED EXTENSION (LEAF IMITATION)




**P47**  
+ OPENABLE GLAZED EXTENSION




**P21**  
+ FIXED GLAZED EXTENSION (LEAF IMITATION)



**P55**  
+ FIXED GLAZED EXTENSION IN THE FRAME



**P105**  
+ FIXED GLAZED EXTENSIONS IN THE FRAME



**P82**  
+ FIXED GLAZED EXTENSION (LEAF IMITATION)



**P45**  
+ FIXED GLAZED EXTENSIONS IN THE FRAME



**P59**  
+ FIXED FULL EXTENSION (LEAF IMITATION)

Note: extension fixed in the frame – glazing – safe, combined package, 44 mm, reflex brown

Note: the fixed extension imitating a door leaf is mounted on hinges.



**P42**  
+ FIXED GLAZED EXTENSION (LEAF IMITATION) + FANLIGHT



**P28**  
+ FIXED GLASS EXTENSIONS (LEAF IMITATION) + FANLIGHT







**P107**  
+ FIXED GLAZED EXTENSION IN THE FRAME



**P132**  
+ FIXED GLAZED EXTENSION (LEAF IMITATION)



**P147**  
+ FIXED GLAZED EXTENSIONS IN THE FRAME



**P98**  
+ FIXED GLAZED EXTENSION (LEAF IMITATION)

Note: extension fixed in the frame – glazing – safe, combined package, 44 mm, reflex brown

Note: the fixed extension imitating a door leaf is mounted on hinges.



**P144**

- + FIXED GLAZED EXTENSIONS IN THE FRAME
- + FIXED GLAZED FANLIGHT IN THE FRAME



**P68**

- + FIXED GLAZED EXTENSION IN THE FRAME



**P141**

- + FIXED GLAZED EXTENSION (LEAF IMITATION)



**P83**

- + FIXED GLAZED EXTENSION (LEAF IMITATION)

Every house is fitted with interior doors. This is why thinking about doors from the perspective of their functional and practical features has long been insufficient. Underlining the best qualities in a perfectly furnished house, today they are an important component of interior design. For this reason, we create modern solutions, introduce attractive design and focus on the quality of workmanship to let you enjoy the choice of the Erkado doors.



## LACQUER

- The wood used to make veneers differs in terms of colour, texture and consistency. Even a single tree may feature significant differences in this respect. These are the characteristic features of natural wood and may not be claimed.
- The presented colours are for illustrative purposes only and should not be used as colour samples.

## FINISHING



STANDARD STRAIGHT OAK



KNOTTY OAK<sup>2)</sup>



SMOOTH WHITE<sup>3)</sup>  
or another RAL colour

## INTERNAL DOOR CROSS-SECTION



NATURAL OAK



DARK OAK



TEAK



WALNUT



WHITE<sup>3)</sup>



RUSTIC OAK



WINCHESTER



GOLDEN OAK



MAHOGANY



ROSEWOOD



RAL 7016<sup>3)</sup>



ANTHRACITE QUARTZ



RAL COLOUR RANGE<sup>1) 3)</sup>

<sup>1)</sup> at an extra charge

<sup>2)</sup> at an extra charge – grain direction can be vertical or horizontal, for solid doors or doors with shallow mill work

<sup>3)</sup> smooth or with a wood texture



Presented model: UNO PREMIUM with black matt CUBE Handle

UNO PREMIUM dark oak



UNO PREMIUM natural oak



UNO PREMIUM white oak







UNO PREMIUM natural oak with a black matt CUBE handle

CONSTRUCTION

- non-rebated door leaf or reversible door leaf
- stile made of pine + oak wood reinforced with a „C” profile
- the outer surface of the door leaf is made of waterproof, 4 mm thick waterproof oak plywood or moisture-resistant 3 mm thick oak HDF for doors without a wood texture
- full panel filling
- door leaf thickness of 40 mm

FINISHING

- painted three times by means of the hydrodynamic method using water-soluble paints from the erkado colour range or RAL opaque paints

HARDWARE

- three concealed silver hinges (optionally black or gold, at an extra charge)
- with a magnetic lock, euro profile cylinder, economy or with a blockade, silver; optionally, at an extra charge, a black or gold magnetic lock

EXTRA CHARGES

- ventilation undercut
- non-rebated door leaf „100”
- drop down seal
- can be replaced with a black or gold magnetic lock
- can be replaced with hinges and black or gold strike plate
- door size 216-230 cm.....subject to a 15% extra charge
- door size 231-240 cm.....subject to a 25% extra charge
- door size 241-250 cm.....subject to a 30% extra charge
- door size 251-300 cm.....subject to a 50% extra charge


AVAILABLE DOOR LEAF WIDTHS

60	70	80	90	100	MADE TO MEASURE
----	----	----	----	-----	-----------------

DOOR CROSS SECTION



FINISHING



<sup>1)</sup> at an extra charge, <sup>2)</sup> at an extra charge – grain direction can be vertical or horizontal, for solid doors or doors with shallow mill work  
<sup>3)</sup> smooth or with a wood texture

# UNO PREMIUM LUX



UNO PREMIUM LUX 118 brushed gold, BELLA handle slim brass matt



inlay **LUX 119**  
**BRUSHED STEEL**



inlay **LUX 104**  
**BLACK**



inlay **LUX 118**  
**BRUSHED GOLD**



inlay **LUX 121**  
**BRUSHED COPPER**



INLAY LUX **BLACK**



inlay **LUX 117**



inlay **LUX 118**



inlay **LUX 119**



inlay **LUX 120**



inlay **LUX 121**



inlay **LUX 103**



inlay **LUX 104**



inlay **LUX 112**



inlay **LUX 113**



inlay **LUX 107**



inlay **LUX 114**



inlay **LUX 116**

**Available colours of  
the LUX INLAY:**

- BRUSHED STEEL
- BLACK
- BRUSHED GOLD
- BRUSHED COPPER

INLAYS are located on both sides of the leaf and are  
flush with its surface.  
The inlay width is 8 mm or 50 mm.



BALDUR 9 with CUBE handle, black matt, and VSG 441 laminated glass, black



**BALDUR 1**



**BALDUR 2**



**BALDUR 3**



**BALDUR 4**




**BALDUR 5**



**BALDUR 6**



**BALDUR 7**



**BALDUR 8**



**BALDUR 9 <sup>4)</sup>**





BALDUR 9-4) painted light grey RAL 7037, with CUBE handle matte black and VSG 441 bonded glass black



CONSTRUCTION

- non-rebated door leaf or reversible door leaf
- stile made of pine + oak wood reinforced with a „C” profile
- the outer surface of the door leaf is made of waterproof, 4 mm thick waterproof oak plywood or moisture-resistant 3 mm thick oak HDF for doors without a wood texture
- full panel filling
- door leaf thickness of 40 mm

FINISHING

- painted three times by means of the hydrodynamic method using water-soluble paints from the erkado colour range or RAL opaque paints

HARDWARE

- three concealed silver hinges (optionally black or gold, at an extra charge)
- with a magnetic lock, euro profile cylinder, economy or with a blockade, silver; optionally, at an extra charge, a black or gold magnetic lock

GLAZING

- BALDUR 1, 3, 5: VSG/ESG 441 laminated and tempered safety glass as standard, frosted or black, plain on both sides
- fixed glazing widths: BALDUR 1 – 50 mm, BALDUR 3, 5 – 210 mm

EXTRA CHARGES

- ventilation undercut
- non-rebated door leaf „100”
- drop down seal (nie dotyczy modelu BALDUR 1, 3, 5)
- can be replaced with a black or gold magnetic lock
- can be replaced with hinges and black or gold strike plate
- door size 216-230 cm.....subject to a 15% extra charge
- door size 231-240 cm.....subject to a 25% extra charge
- door size 241-250 cm.....subject to a 30% extra charge
- door size 251-300 cm.....subject to a 50% extra charge

VENTILATION UNDERCUT

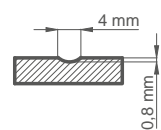


AVAILABLE DOOR LEAF WIDTHS





MADE TO MEASURE

MILLING



FINISHING



<sup>1)</sup> at an extra charge, <sup>2)</sup> at an extra charge – grain direction can be vertical or horizontal, for solid doors or doors with shallow mill work,

<sup>3)</sup> smooth or with a wood texture

<sup>4)</sup> ventilation cut-out not possible



MAGNOLIA 1 dark oak, TOPAZ handle brushed chrome



MAGNOLIA 1



MAGNOLIA 2



MAGNOLIA 3



MAGNOLIA 4



MAGNOLIA 5



MAGNOLIA 6



MAGNOLIA 7



MAGNOLIA 8



MAGNOLIA 1 winchester oak with QUANTA FIT handle black matt



CONSTRUCTION

- non-rebated door leaf or reversible door leaf
- panelled technology
- frame made of pine + oak
- door leaf thickness of 40 mm

FINISHING

- painted three times by means of the hydrodynamic method using water-soluble paints from the erkado colour range or RAL opaque paints

HARDWARE

- three concealed silver hinges (optionally black or gold, at an extra charge)
- with a magnetic lock, euro profile cylinder, economy or with a blockade, silver; optionally, at an extra charge, a black or gold magnetic lock

GLAZING

- tempered 4 mm glass, frosted or clear as a standard and, against an an extra charge, VSG 221 safety glass frosted or black plain on both sides

EXTRA CHARGES

- ventilation undercut
- non-rebated door leaf „100“
- drop down seal
- can be replaced with a black or gold magnetic lock
- can be replaced with hinges and black or gold strike plate
- door size 216-230.....subject to a 15% extra charge
- door size 231-240 cm.....subject to a 25% extra charge
- door size 241-250 cm.....subject to a 30% extra charge
- door size 251-300 cm.....subject to a 50% extra charge
- VSG 221 laminated safety glass, plain on both sides, frosted or black

FINISHING



STANDARD STRAIGHT OAK



SMOOTH WHITE  
or another RAL colour



NATURAL OAK



DARK OAK



TEAK



WALNUT



WHITE<sup>2)</sup>



RUSTIC OAK



WINCHESTER



GOLDEN OAK



MAHOGANY



ROSEWOOD



RAL 7016<sup>2)</sup>



ANTHRACITE QUARTZ



RAL COLOUR RANGE<sup>1) 2)</sup>

AVAILABLE DOOR LEAF WIDTHS

60	70	80	90	100	MADE TO MEASURE
----	----	----	----	-----	-----------------

<sup>1)</sup> at an extra charge, <sup>2)</sup> smooth or with a wood texture



LAURENCJA 1 natural oak with QUBE PREMIUM handle in brushed chrome



LAURENCJA 1



LAURENCJA 2



LAURENCJA 3



LAURENCJA 4



LAURENCJA 5



LAURENCJA 6





LAURENCJA 1 dark oak with QUBE PREMIUM handle in brushed chrome



CONSTRUCTION

- non-rebated door leaf or reversible door leaf
- panelled technology
- frame made of pine + oak
- door leaf thickness of 40 mm

FINISHING

- painted three times by means of the hydrodynamic method using water-soluble paints from the erkado colour range or RAL opaque paints

HARDWARE

- three concealed silver hinges (optionally black or gold, at an extra charge)
- with a magnetic lock, euro profile cylinder, economy or with a blockade, silver; optionally, at an extra charge, a black or gold magnetic lock

GLAZING

- tempered 4 mm glass, frosted or clear as a standard and, against an extra charge, VSG 221 safety glass frosted or black plain on both sides

EXTRA CHARGES

- ventilation undercut
- non-rebated door leaf „100“
- drop down seal
- can be replaced with a black or gold magnetic lock
- can be replaced with hinges and black or gold strike plate
- door size 216-230.....subject to a 15% extra charge
- door size 231-240 cm.....subject to a 25% extra charge
- door size 241-250 cm.....subject to a 30% extra charge
- door size 251-300 cm.....subject to a 50% extra charge
- VSG 221 laminated safety glass, plain on both sides, frosted or black

FINISHING



STANDARD STRAIGHT OAK



SMOOTH WHITE  
or another RAL colour



NATURAL OAK



DARK OAK



TEAK



WALNUT



WHITE<sup>2)</sup>



RUSTIC OAK



WINCHESTER



GOLDEN OAK



MAHOGANY



ROSEWOOD



RAL 7016<sup>2)</sup>



ANTHRACITE QUARTZ



RAL COLOUR RANGE<sup>1) 2)</sup>

AVAILABLE DOOR LEAF WIDTHS

60	70	80	90	100	MADE TO MEASURE
----	----	----	----	-----	-----------------

<sup>1)</sup> at an extra charge, <sup>2)</sup> smooth or with a wood texture






MISKANT 2, BELLA slim black matt handle



MISKANT 1



MISKANT 2



MISKANT 3



Black lines width 18 mm  
silk-screen painted



MISKANT 4



MISKANT 5



MISKANT 6



MISKANT 2, BELLA slim black matt handle

CONSTRUCTION

- non-rebated frame or panel door leaf (at extra charge) or reversible door leaf
- stile made of pine + oak wood reinforced with a „C” profile
- the outer surface of the door leaf is made of waterproof, 4 mm thick waterproof oak plywood or moisture-resistant 3 mm thick oak HDF for doors without a wood texture or in frame technology
- door leaf thickness of 40 mm

FINISHING

- painted three times by means of the hydrodynamic method using water-soluble paints from the erkado colour range or RAL opaque paints

HARDWARE

- three concealed silver hinges (optionally black or gold, at an extra charge)
- with a magnetic lock, euro profile cylinder, economy or with a blockade, silver; optionally, at an extra charge, a black or gold magnetic lock

GLAZING

- Safety glass - milky or transparent (single-chamber) 30 mm thick (panel technology) or in frame technology VSG milky or transparent glass
- possibility to change the glazing side to REVERSE (OBVERSE – standard glazing)
- black lines of 18 mm in width (thickness)

EXTRA CHARGES

- doors with panel technology
- ventilation undercut
- non-rebated door leaf „100”
- drop down seal
- can be replaced with a black or gold magnetic lock
- can be replaced with hinges and black or gold strike plate
- door size 216-230.....subject to a 15% extra charge
- door size 231-240 cm.....subject to a 25% extra charge
- door size 241-250 cm.....subject to a 30% extra charge
- door size 251-300 cm.....subject to a 50% extra charge



DOOR CROSS SECTION



AVAILABLE DOOR LEAF WIDTHS

60	70	80	90	100	MADE TO MEASURE
----	----	----	----	-----	-----------------

FINISHING



<sup>1)</sup> at an extra charge, <sup>2)</sup> at an extra charge – grain direction can be vertical or horizontal, for solid doors or doors with shallow mill work, <sup>3)</sup> smooth or with a wood texture





TURAN 3, handle: BELLA slim, shiny brass



TURAN 1



TURAN 2



TURAN 3



TURAN 4



TURAN 5



TURAN 6



TURAN 7



TURAN 8





TURAN 8 painted RAL 5011 with BELLA handle shiny brass



CONSTRUCTION

- non-rebated frame or panel door leaf (at extra charge) or reversible door leaf
- stile made of pine + oak wood reinforced with a „C” profile
- the outer surface of the door leaf is made of waterproof, 4 mm thick waterproof oak plywood or moisture-resistant 3 mm thick oak HDF for doors without a wood texture or in frame technology
- full panel filling
- door leaf thickness of 40 mm

FINISHING

- painted three times by means of the hydrodynamic method using water-soluble paints from the erkado colour range or RAL opaque paints

HARDWARE

- three concealed silver hinges (optionally black or gold, at an extra charge)
- with a magnetic lock, euro profile cylinder, economy or with a blockade, silver; optionally, at an extra charge, a black or gold magnetic lock

GLAZING

- TURAN 1 and TURAN 8 models in plate glazing technology safety glass package milky or transparent or black (single chamber) 30 mm thick
- in frame technology VSG 221 milk glass or black safety glass, smooth finish on both sides
- TURAN 7 available with a mirror on one side. The other side is painted board. Mirror on the hinge side.

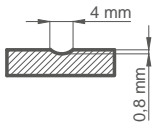
EXTRA CHARGES

- doors with panel construction
- ventilation undercut
- non-rebated door leaf „100”
- drop down seal
- can be replaced with a black or gold magnetic lock
- can be replaced with hinges and black or gold strike plate
- door size 216-230.....subject to a 15% extra charge
- door size 231-240 cm.....subject to a 25% extra charge
- door size 241-250 cm.....subject to a 30% extra charge
- door size 251-300 cm.....subject to a 50% extra charge

DOOR CROSS SECTION



MILLING



NATURAL OAK



DARK OAK



TEAK



WALNUT



WHITE<sup>3)</sup>



RUSTIC OAK



WINCHESTER



GOLDEN OAK



MAHOGANY



ROSEWOOD



RAL 7016<sup>3)</sup>



ANTHRACITE QUARTZ



RAL COLOUR RANGE<sup>1) 3)</sup>

FINISHING



STANDARD STRAIGHT OAK



KNOTTY OAK<sup>2)</sup>



SMOOTH WHITE  
or another RAL colour

<sup>1)</sup> at an extra charge, <sup>2)</sup> at an extra charge – grain direction can be vertical or horizontal, for solid doors or doors with shallow mill work,

<sup>3)</sup> smooth or with a wood texture



NEMEZJA 14 with QUANTA FIT black matt handle



NEMEZJA 1



NEMEZJA 4



NEMEZJA 6



NEMEZJA 7



NEMEZJA 8



NEMEZJA 9



NEMEZJA 10



NEMEZJA 11



NEMEZJA 12



NEMEZJA 13



NEMEZJA 14



NEMEZJA 14 with QUANTA FIT black matt handle

CONSTRUCTION

- non-rebated door leaf or reversible door leaf
- panelled technology
- frame made of pine + oak
- door leaf thickness of 40 mm

FINISHING

- painted three times by means of the hydrodynamic method using water-soluble paints from the erkado colour range or RAL opaque paints

HARDWARE

- three concealed silver hinges (optionally black or gold, at an extra charge)
- with a magnetic lock, euro profile cylinder, economy or with a blockade, silver; optionally, at an extra charge, a black or gold magnetic lock

GLAZING

- tempered 4 mm glass, frosted or clear as a standard and, against an an extra charge, VSG 221 safety glass frosted or black plain on both sides

EXTRA CHARGES

- ventilation undercut
- non-rebated door leaf „100“
- drop down seal
- can be replaced with a black or gold magnetic lock
- can be replaced with hinges and black or gold strike plate
- door size 216-230.....subject to a 15% extra charge
- door size 231-240 cm.....subject to a 25% extra charge
- door size 241-250 cm.....subject to a 30% extra charge
- door size 251-300 cm.....subject to a 50% extra charge
- VSG 221 laminated safety glass, plain on both sides, frosted or black

FINISHING



STANDARD STRAIGHT OAK



SMOOTH WHITE  
or another RAL colour



NATURAL OAK



DARK OAK




TEAK



WALNUT



WHITE<sup>2)</sup>



RUSTIC OAK



WINCHESTER



GOLDEN OAK



MAHOGANY



ROSEWOOD



RAL 7016<sup>2)</sup>



ANTHRACITE QUARTZ



RAL COLOUR RANGE<sup>1) 2)</sup>

AVAILABLE DOOR LEAF WIDTHS

60	70	80	90	100	POD WYMIAR SURE
----	----	----	----	-----	-----------------

<sup>1)</sup> at an extra charge, <sup>2)</sup> smooth or with a wood texture



MILDA 4, CUBE PREMIUM handle, black



MILDA 1



MILDA 2



MILDA 3



MILDA 4



MILDA 5





MILDA 2, handle: BELLA slim, shiny brass

CONSTRUCTION

- non-rebated door leaf or reversible door leaf
- stile made of pine + oak wood reinforced with a „C” profile
- the outer surface of the door leaf is made of waterproof, 4 mm thick waterproof oak plywood or moisture-resistant 3 mm thick oak HDF for doors without a wood texture
- full panel filling
- door leaf thickness of 40 mm

FINISHING

- painted three times by means of the hydrodynamic method using water-soluble paints from the erkado colour range or RAL opaque paints

HARDWARE

- three concealed silver hinges (optionally black or gold, at an extra charge)
- with a magnetic lock, euro profile cylinder, economy or with a blockade, silver; optionally, at an extra charge, a black or gold magnetic lock

EXTRA CHARGES

- ventilation undercut
- non-rebated door leaf „100”
- drop down seal
- can be replaced with a black or gold magnetic lock
- can be replaced with hinges and black or gold strike plate
- door size 216-230 .....subject to a 15% extra charge
- door size 231-240 cm .....subject to a 25% extra charge
- door size 241-250 cm .....subject to a 30% extra charge
- door size 251-300 cm .....subject to a 50% extra charge


AVAILABLE DOOR LEAF WIDTHS

60	70	80	90	100	MADE TO MEASURE
----	----	----	----	-----	-----------------


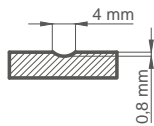
DOOR CROSS SECTION



FINISHING



MILLING



<sup>1)</sup> at an extra charge, <sup>2)</sup> at an extra charge – grain direction can be vertical or horizontal, for solid doors or doors with shallow mill work  
<sup>3)</sup> smooth or with a wood texture



ANUBIS 2, handle: BELLA slim, shiny brass



**ANUBIS 1**



**ANUBIS 2**



**ANUBIS 3**



**ANUBIS 4**




**ANUBIS 5**



**ANUBIS 6**



ANUBIS 6, mahogany, handle: BELLA slim, shiny brass



CONSTRUCTION

- non-rebated door leaf or reversible door leaf
- stile made of pine + oak wood reinforced with a „C” profile
- the outer surface of the door leaf is made of waterproof, 4 mm thick waterproof oak plywood or moisture-resistant 3 mm thick oak HDF for doors without a wood texture
- full panel filling
- door leaf thickness of 40 mm

FINISHING

- painted three times by means of the hydrodynamic method using water-soluble paints from the erkado colour range or RAL opaque paints

HARDWARE

- three concealed silver hinges (optionally black or gold, at an extra charge)
- with a magnetic lock, euro profile cylinder, economy or with a blockade, silver; optionally, at an extra charge, a black or gold magnetic lock

EXTRA CHARGES

- ventilation undercut
- non-rebated door leaf „100”
- drop down seal
- can be replaced with a black or gold magnetic lock
- can be replaced with hinges and black or gold strike plate
- door size 216-230.....subject to a 15% extra charge
- door size 231-240 cm.....subject to a 25% extra charge
- door size 241-250 cm.....subject to a 30% extra charge
- door size 251-300 cm.....subject to a 50% extra charge


AVAILABLE DOOR LEAF WIDTHS

60	70	80	90	100	MADE TO MEASURE
----	----	----	----	-----	-----------------


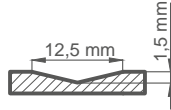
DOOR CROSS SECTION



FINISHING



MILLING



<sup>1)</sup> at an extra charge, <sup>2)</sup> at an extra charge – grain direction can be vertical or horizontal, for solid doors or doors with shallow mill work  
<sup>3)</sup> smooth or with a wood texture



SYLENA 2, CUBE handle, black, matt



SYLENA 1



SYLENA 2



SYLENA 3



SYLENA 4



SYLENA 5



SYLENA 6



SYLENA 7



SYLENA 8





SYLENA 8, handle: BELLA slim, shiny barass



CONSTRUCTION

- non-rebated door leaf or reversible door leaf
- stile made of pine + oak wood reinforced with a „C” profile
- the outer surface of the door leaf is made of waterproof, 4 mm thick waterproof oak plywood or moisture-resistant 3 mm thick oak HDF for doors without a wood texture
- full panel filling
- door leaf thickness of 40 mm

FINISHING

- painted three times by means of the hydrodynamic method using water-soluble paints from the erkado colour range or RAL opaque paints

HARDWARE

- three concealed silver hinges (optionally black or gold, at an extra charge)
- with a magnetic lock, euro profile cylinder, economy or with a blockade, silver; optionally, at an extra charge, a black or gold magnetic lock

EXTRA CHARGES

- ventilation undercut
- non-rebated door leaf „100”
- drop down seal
- can be replaced with a black or gold magnetic lock
- can be replaced with hinges and black or gold strike plate
- door size 216-230.....subject to a 15% extra charge
- door size 231-240 cm.....subject to a 25% extra charge
- door size 241-250 cm.....subject to a 30% extra charge
- door size 251-300 cm.....subject to a 50% extra charge


AVAILABLE DOOR LEAF WIDTHS

60	70	80	90	100	MADE TO MEASURE
----	----	----	----	-----	-----------------


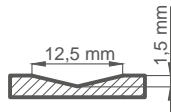
DOOR CROSS SECTION



FINISHING



MILLING



<sup>1)</sup> at an extra charge, <sup>2)</sup> at an extra charge – grain direction can be vertical or horizontal, for solid doors or doors with shallow mill work  
<sup>3)</sup> smooth or with a wood texture






LOFT 6, handle BELLA slim, shiny chrome



LOFT 1



LOFT 2



LOFT 3



Double-sided stick-on muntin  
width 25 mm



LOFT 4



LOFT 5



LOFT 6

LOFT 6, handle: BELLA slim, shiny brass



CONSTRUCTION

- non-rebated frame or panel door leaf (at extra charge) or reversible door leaf
- stile made of pine + oak wood reinforced with a „C” profile
- the outer surface of the door leaf is made of waterproof, 4 mm thick waterproof oak plywood or moisture-resistant 3 mm thick oak HDF for doors without a wood texture or in frame technology
- door leaf thickness of 40 mm

FINISHING

- painted three times by means of the hydrodynamic method using water-soluble paints from the erkado colour range or RAL opaque paints
- szpros naklejany na szybę dwustronnie, szer. 2,5 cm

HARDWARE

- three concealed silver hinges (optionally black or gold, at an extra charge)
- with a magnetic lock, euro profile cylinder, economy or with a blockade, silver; optionally, at an extra charge, a black or gold magnetic lock

GLAZING

- in panel technology safety glazing package milky or transparent (single-chamber) 30 mm thick
- in frame technology VSG 221 milk or black safety glass, smooth or transparent on both sides

EXTRA CHARGES

- doors with panel construction
- ventilation undercut
- non-rebated door leaf „100”
- drop down seal
- can be replaced with a black or gold magnetic lock
- can be replaced with hinges and black or gold strike plate
- door size 216-230 .....subject to a 15% extra charge
- door size 231-240 cm .....subject to a 25% extra charge
- door size 241-250 cm .....subject to a 30% extra charge
- door size 251-300 cm .....subject to a 50% extra charge


DOOR CROSS SECTION




AVAILABLE DOOR LEAF WIDTHS

60	70	80	90	100	MADE TO MEASURE
----	----	----	----	-----	-----------------


FINISHING




STANDARD STRAIGHT OAK




KNOTTY OAK<sup>2)</sup>




SMOOTH WHITE  
or another RAL colour




NATURAL OAK




DARK OAK




TEAK




WALNUT




WHITE<sup>3)</sup>




RUSTIC OAK




WINCHESTER




GOLDEN OAK




MAHOGANY




ROSEWOOD



RAL 7016<sup>3)</sup>



ANTHRACITE QUARTZ



RAL COLOUR RANGE<sup>1) 3)</sup>

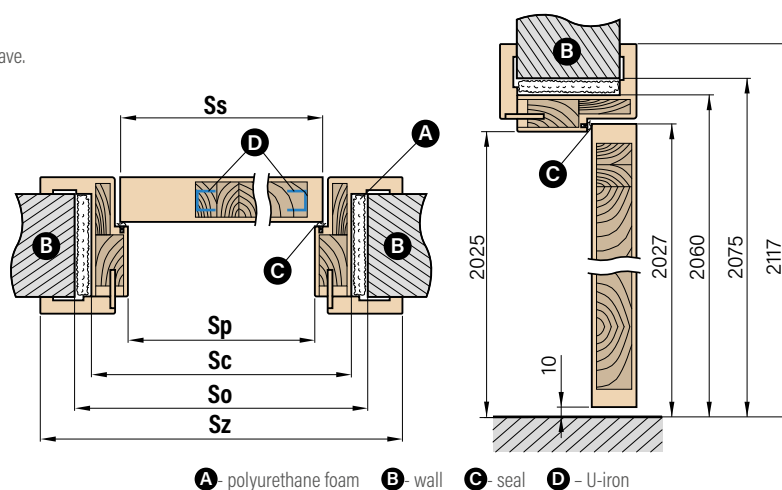
<sup>1)</sup> at an extra charge, <sup>2)</sup> at an extra charge – grain direction can be vertical or horizontal, for solid doors or doors with shallow mill work  
<sup>3)</sup> smooth or with a wood texture

# DOOR FRAMES AND INTERNAL DOOR HANDLES

## ADJUSTABLE DOOR FRAME AND A TUNNEL

Pine frame clad in oak veneer with oak veneered MDF architrave.

Adjustment range min-max (mm)	
1 Component	80-100
	100-120
	120-140
	140-160
	160-180
	180-200
	200-220
	220-240
	240-260
	260-280
2 Component	260-300
	280-300
	300-320
	320-340
	340-360
	360-380
	380-400
	400-420




Door width	Ss	Sp	So	Sc	Sz
„60“	618	600	700	670	779
„70“	718	700	800	770	879
„80“	818	800	900	870	979
„90“	918	900	1000	970	1079
„100“	1018	1000	1100	1070	1179


- surcharge for reversible frame
- fixed rebate or non-rebate frame
- joinery band only at 90 degree angle with 8 cm girt
- electric door strike

- movable angle bar with 2 cm leaf extension and a standard angle for frames
- possibility to make door frames ranging between 500 and 520 mm at an extra charge for each 2 cm, relative to the frame price of 400-420 mm
- price of the tunnel frame included in the price of the non-rebated frame

## GLAZING UNITS FOR EXTERNAL DOORS




SAFETY GLAZING UNIT  
54 mm with REFLEX glass




SAFETY GLAZING UNIT  
70 mm with REFLEX glass


### GLAZING



BLACK (OPAQUE)



GRAPHITE



REFLEX BRONZE




REFLEX GREY



VENETIAN MIRROR<sup>1)</sup>  
(extra charge)



SANDBLASTED  
GLASS



TRANSPARENT  
GLASS

Reflex brown glass as a standard. Changing the glazing to milk glass, sandblasted glass or one-way mirror, REFLEX GRAFIT, P4: at an extra charge

<sup>1)</sup> A change in atmospheric pressure can cause a slight distortion of the reflected image in a venetian mirror.



# **HARDWARE** FOR INTERIOR DOORS



## QUBIK handle

black matt, glossy chrome, white matt, velvet nickel



## LUNA PREMIUM KWADRAT handle

glossy chrome, brushed matt chrome, glossy brass, black matt



## LUNA PREMIUM OKRĄGŁA handle

glossy chrome, brushed matt chrome, glossy brass, black matt




## BELLA SLIM KWADRAT handle (6 mm prestige faceplate)

glossy chrome, brushed matt chrome, glossy brass, black matt




## CORONA TIME SLIM R handle

brass matt, gunmetal, black matt



## CORONA IMPERA RT handle

glossy chrome, brushed chrome matt, glossy copper, brushed nickel matt, black matt, white matt



## CUBE SLIM handle (6 mm prestige faceplate)

glossy chrome, brushed matt chrome, glossy brass, black matt



## CUBE handle

glossy chrome, brushed matt chrome, brushed matt nickel, black matt



## CUBE PREMIUM handle

glossy chrome, brushed matt chrome, brushed matt nickel, black matt




## BELLA SLIM OKRĄGŁA handle (prestige 6 mm)

glossy chrome, brushed matt chrome, glossy brass, black matt




## CORONA ARROW R handle

glossy chrome, brushed chrome matt, white matt, black matt



## CORONA ARROW Q handle

glossy chrome, brushed chrome matt, white matt, black matt



## CORONA MOON R SLIM handle

glossy chrome, black matt, glossy brass, brass matt



## Heat transfer coefficient

**$U_d < 0,90 \text{ W/m}^2\text{K}$**

Certificate No. ITB 831/B-2018-13

## Material: oak, pine or meranti

### Construction

- door leaf thickness 72 mm
- gasket in the leaf and frame
- rebated doors
- outer surface of the leaf made of 12 mm or 7 mm thick waterproof oak, pine or meranti plywood
- internal construction of the leaf in the form of a truss with polyurethane foam filling - 58 mm thick (7 mm plywood) and 48 mm thick (12 mm plywood)
- leaf stile made of pine+oak or pine+meranti wood, reinforced with sheet metal and a "C" profile
- hinge-side anti-burglary rebate

### Door frame

- glued laminated timber with oak, pine or meranti glulam 100 mm x 60 mm
- aluminium threshold with a thermal separator or wooden threshold

### Finishing

- painted five times using the hydrodynamic method with water-soluble paints according to ERKADO colour range or opaque RAL paints at an extra charge except RAL 9016 (white) and RAL 7016 (anthracite) (page 113)

### Dimensions

- typical according to table (page 112)
- available in non-standard sizes at no extra charge for non-standard dimensions. The extra charge only applies to the following doors: higher than 212 cm and wider than 102 cm

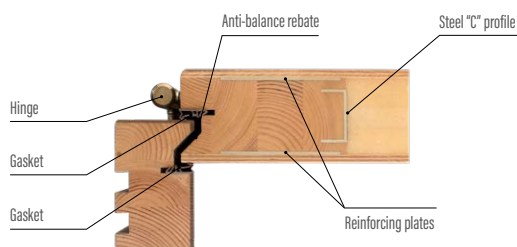
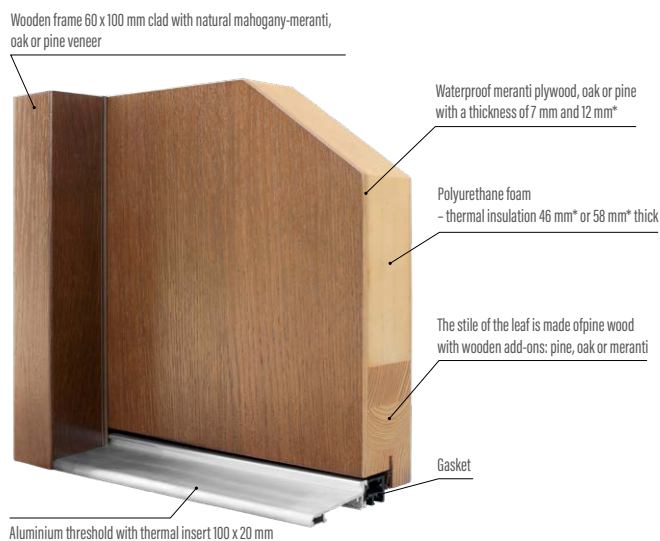
### Standard accessories

- 2 independent bolt locks, 72 mm spacing
- four hinges adjustable in three planes
- aluminium threshold with a thermal separator or wooden threshold
- decorative stainless steel sheets in selected models
- glazing unit with black painted glass with selected models

### Equipment at an extra charge

- handle
- 35/65 cylinders
- grip
- biometric lock
- door viewer
- reed switch
- electric strike - only for a multipoint lock for 1 or 2 cylinders
- multipoint lock for one or two cylinders
- wooden canopy (doors opening inwards)

Cladded wooden threshold



## Heat transfer coefficient

**$U_d < 0,78 \text{ W/m}^2\text{K}$**

Certificate No. ITB 831/B-2018-14

## Material: oak, pine or meranti

### Construction

- door leaf thickness 82 mm
- gasket in the leaf and frame
- rebated doors
- outer plating made from waterproof 12 mm or 7 mm thick mahogany meranti, oak or pine plywood
- internal construction of the leaf in the form of a truss with polyurethane foam filling of 58 mm or 68 mm
- the stile of the frame made of pine+meranti or pine+oak wood, reinforced with sheet metal and a "C" profile
- hinge-side anti-burglary rebate

### Door frame

- wood glued in layers with mahogany-meranti, oak or pine add-ons of 100 mm x 60 mm
- aluminium threshold with a thermal separator or wooden threshold

### Finishing

- painted five times using the hydrodynamic method with water-soluble paints according to ERKADO colour range or opaque RAL paints at an extra charge except RAL 9016 (white) and RAL 7016 (anthracite) (page 113)

### Dimensions


- typical according to table (page 112)
- available in non-standard sizes at no extra charge for non-standard dimensions. The extra charge only applies to the following doors: higher than 212 cm and wider than 102 cm

### Standard accessories


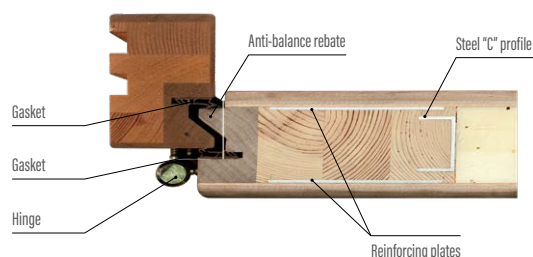
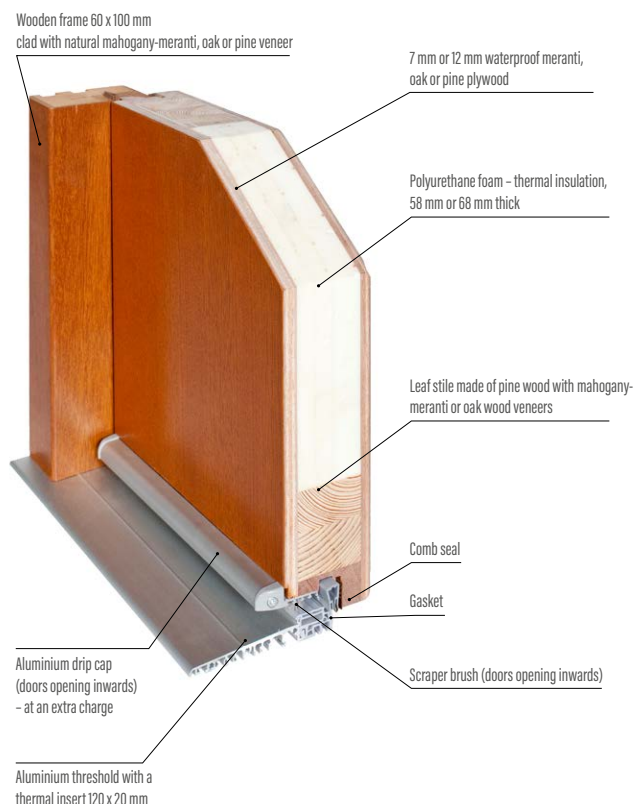
- multipoint lock for 1 cylinder, 72 mm spacing
- four hinges adjustable in three planes
- aluminium threshold with a thermal separator or wooden threshold
- decorative, stainless steel sheets in selected models:
- glazing unit with black painted glass in models: P120, P121, P122, P123, P124, P125, P126, P127

### Equipment at an extra charge

- handle
- 45/65 cylinders
- grip
- biometric lock
- door viewer
- reed switch
- electric strike
- multipoint lock for two cylinders
- thermal insulation insert for threshold
- aluminium drip cap (doors opening inwards)



heat insulating insert



### Heat transfer coefficient

**$U_d < 0,63 \text{ W/m}^2\text{K}$**

Certificate No. ITB 831/B-2018-15

### Material: meranti or oak

### Construction

- door leaf thickness 102 mm
- gasket in the leaf and frame
- rebated doors
- outer plating made of 12 mm thick waterproof mahogany meranti or oak plywood
- internal construction of the leaf in the form of a truss with polyurethane foam filling of 78 mm
- the stile of the frame made of pine+meranti or pine+oak wood, reinforced with sheet metal and a "C" profile
- hinge-side anti-burglary rebate

### Door frame

- wood glued in layers with mahogany-meranti or oak add-ons of 100 mm x 80 mm
- aluminium threshold with a thermal separator or wooden threshold

### Finishing

- painted five times using the hydrodynamic method with water-soluble paints according to ERKADO colour range or opaque RAL paints at an extra charge except RAL 9016 (white) and RAL 7016 (anthracite) (page 113)

### Dimensions

- typical according to table (page 112)
- available in non-standard sizes at no extra charge for non-standard dimensions. The extra charge only applies to the following doors: higher than 214 cm and wider than 106 cm.


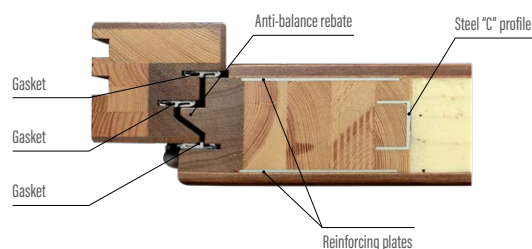
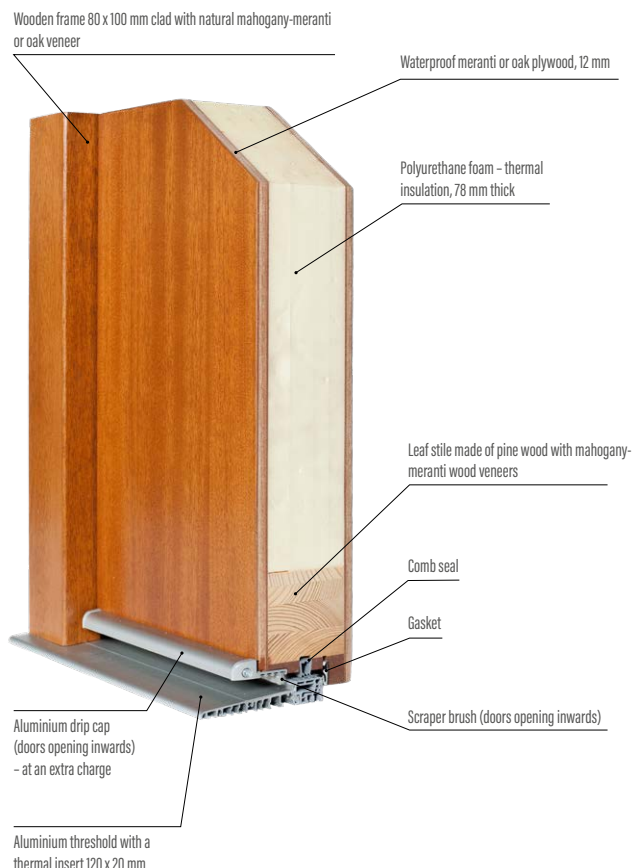

### Standard accessories

- multipoint lock for 1 cylinder, 92 mm spacing
- hinges adjustable in three "3D" planes
- aluminium threshold with a thermal separator or wooden threshold
- decorative stainless steel sheets in selected models

### Equipment at an extra charge

- handle
- 60/65 cylinders
- grip
- biometric lock
- door viewer
- electric strike
- thermal insulation insert for threshold
- aluminium drip cap (doors opening inwards)
- reed switch

Cladded wooden threshold





### Heat transfer coefficient

**$U_d < 0,79 \text{ W/m}^2\text{K}$**

Certificate No. ITB 831/B-2018-16

### Material: meranti or oak

### Construction

- door leaf thickness 82 mm
- gasket in the leaf and frame
- non-rebated doors
- outer plating made of 12 mm thick waterproof mahogany meranti or oak plywood
- internal construction of the leaf in the form of a truss with polyurethane foam filling of 58 mm
- the stile of the frame made of pine+meranti or pine+oak wood, reinforced with sheet metal and a "C" profile
- three retractable hinges
- anti-burglary bolts

### Door frame

- wood glued in layers with mahogany-meranti or oak add-ons of 107 mm x 80 mm
- wooden threshold

### Finishing

- painted five times using the hydrodynamic method with water-soluble paints according to ERKADO colour range or opaque RAL paints at an extra charge except RAL 9016 (white) and RAL 7016 (anthracite) (page 113)

### Dimensions


- available in non-standard sizes at no extra charge for non-standard dimensions. The extra charge only applies to the following doors: higher than 214 cm and wider than 106 cm.

### Standard accessories

- multipoint lock for 1 cylinder, 72 mm spacing
- three "3D" three-plane retractable hinges
- wooden threshold with thermal break
- decorative stainless steel sheets in selected models
- glazing packet with black painted glass in selected models

### Equipment at an extra charge

- |  |  |
|--|--|
| - handle                                       | - electric strike                            |
| - 55/70 cylinders                              | - thermal insulation insert for threshold    |
| - grip   | - aluminium drip cap (doors opening inwards) |
| - biometric lock                               | - reed switch                                |
| - multipoint lock for 2 Euro profile cylinders |  |
| - door viewer                                  |  |



### Heat transfer coefficient

**$U_d < 0,64 \text{ W/m}^2\text{K}$**

Certificate No. ITB 831/B-2018-16

### Material: meranti or oak

### Construction

- door leaf thickness 102 mm
- gasket in the leaf and frame
- non-rebated doors
- outer plating made of 12 mm thick waterproof mahogany meranti or oak plywood
- internal construction of the leaf in the form of a truss with polyurethane foam filling of 78 mm
- the stile of the frame made of pine+meranti or pine+oak wood, reinforced with sheet metal and a "C" profile
- three retractable hinges
- anti-burglary bolts

### Door frame

- wood glued in layers with mahogany-meranti or oak add-ons of 107 mm x 80 mm
- wooden threshold

### Finishing

- painted five times using the hydrodynamic method with water-soluble paints according to ERKADO colour range or opaque RAL paints at an extra charge except RAL 9016 (white) and RAL 7016 (anthracite) (page 113)

### Dimensions

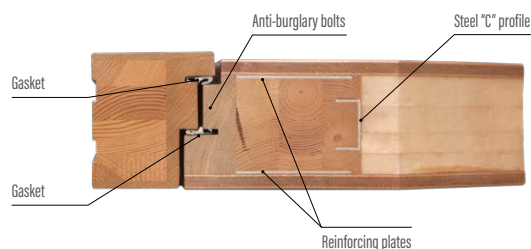
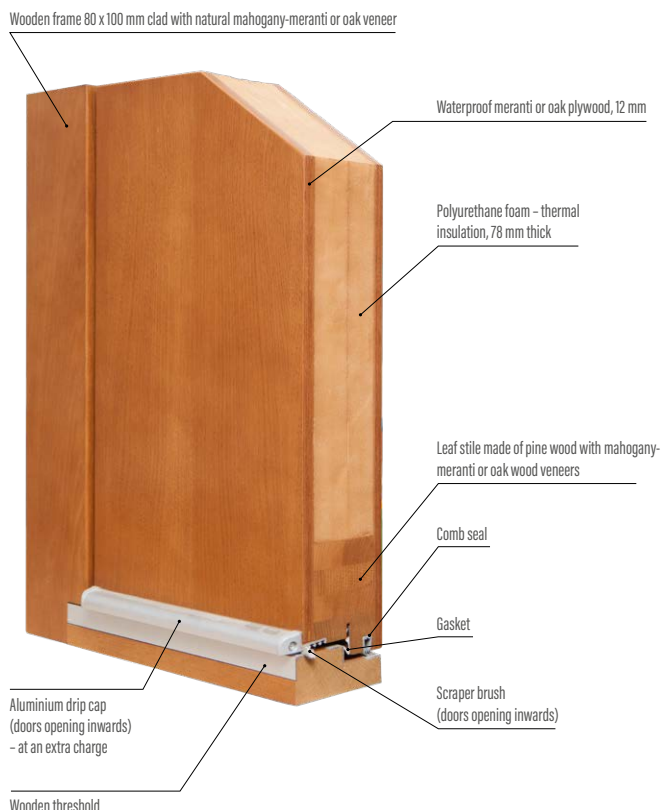
- typical according to table (page 112)
- available in non-standard sizes at no extra charge for non-standard dimensions. The extra charge only applies to the following doors: higher than 214 cm and wider than 106 cm.

### Standard accessories

- multipoint lock for 1 cylinder, 72 mm spacing
- three "3D" three-plane retractable hinges
- aluminium threshold with a thermal separator or wooden threshold
- decorative stainless steel sheets in selected models
- glazing packet with black painted glass in selected models

### Equipment at an extra charge

- handle
- 55/70 cylinders
- grip
- biometric lock
- multipoint lock for 2 Euro profile cylinders
- door viewer
- electric strike
- thermal insulation insert for threshold
- aluminium drip cap (doors opening inwards)
- reed switch







**Revolving doors**, a departure from the hinges on standard side fixings.

- the leaf can be made in thickness 82 mm or 102 mm
- the permissible leaf weight is up to 500 kg
- the permissible plane leaf dimensions: 150 cm x 300 cm, and for doors with glass and milling: 120 cm x 300 cm
- every door can be additionally extended by means of permanent glazed or full frame extensions
- the latest technology and hinge fixtures allow the highest quality of manufacture and use and lightweight opening, regardless of the weight of the leaf
- PIVOT DOOR prices are negotiated individually.

## CO-FINANCING FOR EXTERIOR DOORS

The Priority Programme Clean Air gives the opportunity to obtain financial support for e.g. exterior doors. All ERKADO entrance door models meet the requirements of the Clean Air programme.

Below you can see the results of tests of thermal permeability of ERKADO exterior doors, as well as the RC2 certificate for burglar resistance.

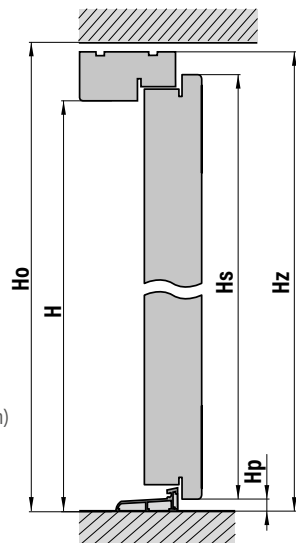
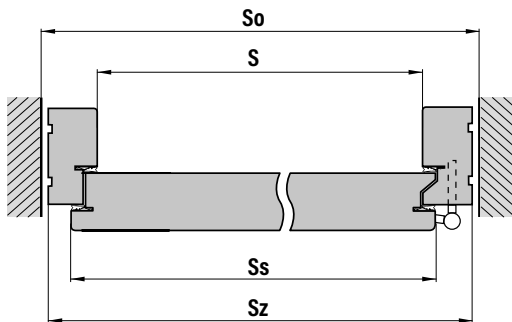


RABBET ON THE LEAF REBATE

- advantages:

- tighter fit of the leaf to the frame

- full coverage of striker plates



- S**

- width in the clearance of door frame (mm)

**So**

- opening width in the wall (mm)

**Ss**

- door leaf width (mm)

**Sz**

- total door width (mm)

**Ho**

- height of the opening in the wall (mm)

**H**

- height in the clearance of the door frame (mm)

**Hs**

- door leaf height (mm)

**Hz**

- total door height (mm)

**Hpa**

- aluminium threshold height (mm)

**Hp**

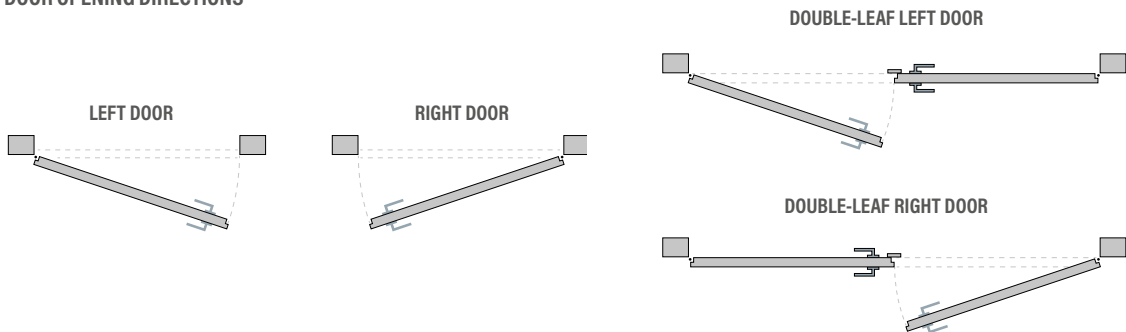
- wooden threshold height (mm)

DIMENSIONS

ALUMINIUM THRESHOLD DOOR DIMENSIONS										
Door leaf thickness	Door marking	S	So	Ss	Sz	H	Ho	Hs	Hz	Hpa ALU (aluminium threshold)
72 mm 82 mm	„80“	800	940	841	920	2020	2100	2041	2082	20
	„90“	900	1040	941	1020	2020	2100	2041	2082	20
	„100“	1000	1140	1041	1120	2020	2100	2041	2082	20
102 mm	„80“	800	980	871	960	2020	2120	2056	2102	20
	„90“	900	1080	971	1060	2020	2120	2056	2102	20
	„100“	1000	1180	1071	1160	2020	2120	2056	2102	20

WOODEN THRESHOLD DOOR DIMENSIONS										
Door leaf thickness	Door marking	S	So	Ss	Sz	H	Ho	Hs	Hz	Hp WOOD (wooden threshold)
72 mm 82 mm	„80“	800	940	841	920	2040	2120	2041	2100	40
	„90“	900	1040	941	1020	2040	2120	2041	2100	40
	„100“	1000	1140	1041	1120	2040	2120	2041	2100	40
102 mm	„80“	800	980	871	960	2040	2140	2056	2120	40
	„90“	900	1080	971	1060	2040	2140	2056	2120	40
	„100“	1000	1180	1071	1160	2040	2140	2056	2120	40

DOOR OPENING DIRECTIONS







# EXTRA CHARGES FOR NON-STANDARD ORDERS

## EXTERIOR DOORS



EXTRA CHARGES FOR NON-STANDARD ORDERS	
Item	Description
1.	No extra charge for doors narrower than 102 cm and lower than 212 cm (thickness: 72 mm and 82 mm) and no surcharges for doors narrower than 106 cm and lower than 214 cm for a thickness of 102 mm
2	Extra charge for wider doors:
a)	Wider doors up to a total width of 106 cm (door thickness: 72 mm and 82 mm)
b)	Wider doors up to a total width of 110 cm (door thickness: 102 mm)
c)	Doors with an overall width of 107 cm to 111 cm (door thickness: 72 mm and 82 mm)
d)	Doors of overall width from 111 cm to 115 cm (door thickness: 102 mm)
e)	Extra charge for door size "100" (112 x 208.2/210 – door thickness: 72 mm and 82 mm), (116x210.2/212 – door thickness: 102 mm)
3	Extra charge for higher door (without fanlight):
a)	Ranging from 212 to 215 cm + 15% of a typical door
b)	Ranging from 215 to 224 cm + 30% of a typical door
c)	Ranging from 224 to 250 cm + 40% of a typical door
d)	Ranging from 251 to 300 cm + 50% of a typical door
4	Side extension for an overall door width of up to 150cm:
a)	Opening, with glazing + 75% of single door value
b)	Opening, without glazing + 70% of single door value
c)	Fixed leaf imitation without glazing + 50% of single door value
d)	Fixed glazed leaf imitation + 60% of single door value
e)	Fixed in frame – mahogany-meranti (regardless of the overall width)
f)	Fixed in frame – oak (regardless of the overall width)
g)	Fixed in frame – pine (regardless of the overall width)
5	Side extension with overall door width from 151cm to 170cm:
a)	Opening, with glazing + 95% of single door value
b)	Opening, without glazing + 90% of single door value
c)	Fixed glazed leaf imitation + 85% of single door value
d)	Fixed leaf imitation without glazing + 80% of single door value
e)	Fixed in frame – mahogany-meranti (regardless of the overall width)
f)	Fixed in frame – oak (regardless of the overall width)
g)	Fixed in frame – pine (regardless of the overall width)
6	Extra charge for double doors from 171 to 196cm width is + 110% of single door value
7	Frame fixed extensions and fanlight
a)	Fixed in frame – mahogany-meranti
b)	Fixed in frame – oak (regardless of the overall width)
c)	Fixed in frame – pine (regardless of the overall width)
d)	Fixed imitation door leaf up to total door height of 250cm + 50% of the door value
8	EXTRA CHARGES – COLOUR
a)	Colour from the RAL range (single door), except Ral 9016 (white) and Ral 7016 (anthracite)
b)	Double-colour doors
9	Extra charge for changing the glazing
a)	Fixed extra charge for changing the glazing e.g. one-way mirror, milk glass, sandblasted glass, P4, REFLEX GRAFIT, black REFLEX, ANTISOL black
10	Frame thickness: for 10 mm/mb (pine, oak, meranti)
11	Widening of the frame to the wall width in the form of a tunnel:
a)	material mahogany-meranti per cm adjustable mahogany-meranti headband
b)	material oak for every cm adjustable band oak
c)	material pine for every cm adjustable band pine
12	Covering bands 10 mm x 60 mm set per side
a)	mahogany-meranti
b)	oak
c)	pine
13	Quarter rounds 10 mm x 25 mm set for one side (set)
a)	mahogany – meranti
b)	oak
c)	pine
14	Aluminium drip cap for doors opening to the inside
a)	Wooden drip cap for inward opening doors
15	Fixed glazed extension with glass flush with the leaf (only available for non-rebated doors)
16.	Frame black RAL 9005 or another RAL colour or NCS



## DOOR VIEWER



## ELECTRIC DOOR STRIKE



ELECTRIC DOOR STRIKE is available only with a multi-point lock for 1 or 2 inserts

## POWER SUPPLY

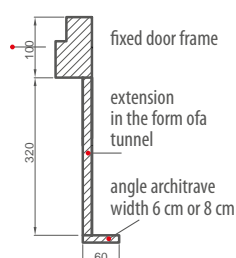


## ALARM REED SWITCH



## WIDENING OF DOOR FRAMES


Extension in the form of a tunnel can be either on the inside or the outside.



widening of door frame



**TKZ HINGE**  
patina, nickel or black  
thickness 102 mm – standard  
thickness 72 mm and 82 mm – at an extra charge



1 pc

**HEAT INSULATING INSERT**  
height 3 cm x 10 cm x length 120 cm  
height 5 cm x 10 cm x length 120 cm  
height 10 cm x 10 cm x length 120 cm

## METAL CAPS FOR HINGES



AXA aluminium caps

caps for four hinges (set) aluminium Metal Bud (nickel, patina)  
caps for four hinges (set) aluminium AXA (inox, F1, F4)  
AXA aluminium caps for four hinges (set) black  
RETRO covers for four hinges (set)



**COVER RETRO**  
patina, inox shine,  
gold gleam

## DOOR CARE PRODUCT



Regular maintenance of wooden windows and doors is important for long-term durability of their surface. To keep the costs as low as possible, ADLER has developed a maintenance kit that is simple and effective to use. No brush, no sandpaper needed, just a care kit. The micro cracks and micro pores of the varnish layer will be closed, thus significantly prolonging the durability of water-based varnishes and lacquers.

## DOOR CLOSER



**ARM DOOR CLOSER**  
with STOP function and opening limiter  
in stainless steel or black



**Retractable DOOR CLOSER with a STOP**  
function and a restrictor  
in stainless steel or black

## LOCKS

### LIST LOCK

FOR ONE CYLINDER:  
gr. 82 mm i 102 mm – standard  
gr. 72 mm – at an extra charge

### LIST LOCK

FOR TWO CYLINDERS:  
gr. 82 mm – at an extra charge  
gr. 72 mm – at an extra charge

### LIST LOCK ADR

**5-POINT LOCKING SYSTEM FOR 1 CYLINDER**  
– at an extra charge

When using a multipoint lock, the door meets the requirements of the 2 RC2 burglary resistance class



**STRIKER PLATE**  
at an extra charge

**AUTOMATIC LOCK**  
**3-point or 4-point**  
for 1 or 2 cylinders

**AUTOMATIC LOCK**  
**ADR 5-POINT**  
for 1 cylinder only

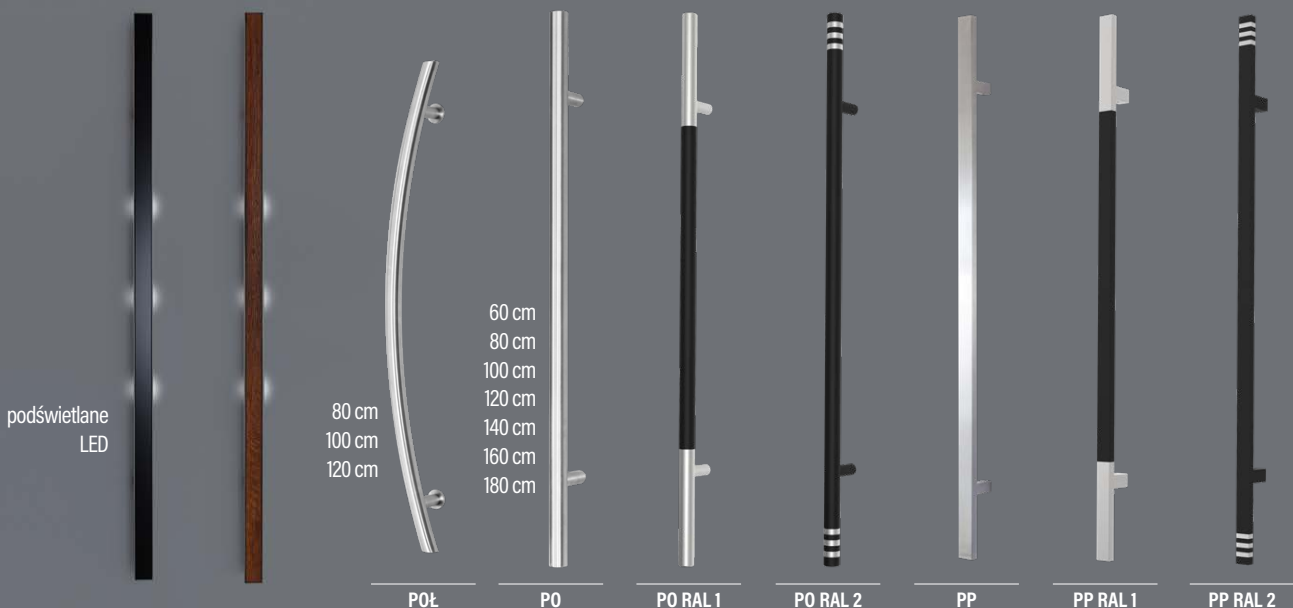
**LOCK MR2**  
**3-point or 4-point**  
for 1 or 2 cylinders  
- used with an electric door strike

A – MASTER LOCK  
B – UPPER SECONDARY LOCK

STAINLESS STEEL GRIPS



INOX or powder painted black (extra charge for the pull handle)

surcharge for LED illumination of the handrail



black glass  
with illumination  
length 120, 150 or  
180 cm

wood (old oak)  
with illumination  
length 120, 150 or  
180 cm



surcharge for  
illumination of the  
handrail

STAINLESS, INOX or BLACK  
HANDLES

PO - straight/slanting
60 cm
80 cm
100 cm
120 cm
140 cm
160 cm
180 cm
PP - straight/slanting
60 cm
80 cm
100 cm
120 cm
140 cm
160 cm
180 cm
SEMICIRCULAR - arched
80 cm
100 cm
120 cm
140 cm
160 cm
180 cm

DOOR OPENING

When choosing a door with a grip, you can choose from three ways of it opening:

- unlocking it with a key
- opening it with a "day-night" function on an electric strikes or with a key
- opening with a button or a key.

For an extra charge, the grips are available with a button "door opening function with an electric strike or a motor"



version 1

- button in the pull handle
- electric strike
- power supply unit
- remote trigger

version 2

- button in the pull handle
- motor for GU lock
- power supply unit
- cable groomet

GRIP

made of 80x20 mm  
profile  
colour black or inox





## HANDLE WITH FINGERPRINT READER FINGERPRINT READER



The kit includes:

- selected reader
- automatic lock with motor
- electronic cable gland with power supply

The reader can be mounted in the entablature or on the leaf.

## HANDLE WITH KEYPAD AND FINGERPRINT READER



The kit includes:

- selected reader
- automatic lock with motor
- electronic cable gland with power supply

Numeric keypad + additional fingerprint reader (can be used only on the hilt).

## NUMERIC KEYPAD

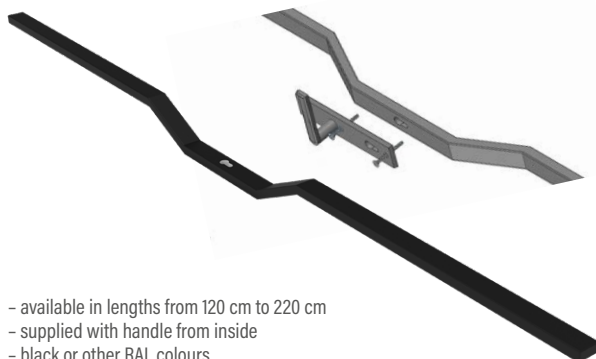


Kit includes:

- numeric keypad
- automatic lock with motor
- electronic cable gland with power supply

The keypad can be mounted in the entablature or on the wing.

## CRLM HANDLE



- available in lengths from 120 cm to 220 cm
- supplied with handle from inside
- black or other RAL colours

## KO HANDLE



- available in lengths from 50 cm to 200 cm
- black combined with inox colour (as in the picture)

## DIGITAL VIEWER



### MODEL DDS 2

- up to 50 photos can be stored from the camera mounted in the viewfinder
- date and time of picture
- up to 8 GB card can be added
- in-built ringtones

## HANDLE



### Handle with keypad

#### L701 Smart Lock

Access control system based on an electronic escutcheon, allowing operation by code, card, app and key. Up to 2,000 users can be added.

## easyApp inlay



### System easyApp

allows access to rooms without the need for mechanical keys

## DESIGN YOUR EXTERIOR DOORS

You are welcome to create **your own model of an entrance door**.

The technologies we use enable us to produce practically every design proposed by you.

The price of a door made according to an individual design is determined individually. We're looking forward to seeing you!

## HANDLES



**AXA FAST**  
basic safety class in inox, nickel, brass and black colours

## AXA



**ODIN**  
safety class 3 in nickel, inox, patina colours



**HAGA**  
basic safety class in nickel, inox, patina, black colours



**LIBERA**  
safety class 3 in nickel, inox, patina colours



nickel patina



inox black



**PRESTIGE**  
safety class 3 in nickel, inox, patina, black colours



**JUPITER FLEX**  
safety class 3 in nickel, inox, patina, black colours



**QUEBEC**  
safety class 3 in nickel, patina, inox colours



**TOTAL**  
inox, patina, black



**METRO**  
stainless steel

**Metal-Bud**



**CERTUS RC2**  
in colors inox, black str



**Metal-Bud**

**NEW**



**CERTUS RC3**  
in colors inox, black str



**NEW**



**ERKADO CERTUS SET HANDLE + SLIM PLATE**  
(door with single-sided pull handles), in colors inox, black str



**NEW**



**CERTUS TOP ROSETTES** (door with pull handles)  
in colors inox, black str

**NEW**

## HANDLES AND ROSETTES for single-sided pull handles




Set of **SOLO GAJA** handle + slim plate (door with pull)  
Set of upper plates **SOLO GAJA** (upper lock and pull)  
in colors inox, black, old gold F4



## AXA



**AXA SLIM WITH MOVABLE KNOB**  
colour INOX or black at an extra charge



**AXA SLIM**  
rosettes for double-sided pull handles

HANDLES FOR SINGLE-SIDED RAILING



SOLO VERONA  
black



SOLO VERONA  
brass

SINGLE-SIDED BRACKET



VERONA  
in black and brass  
two lengths available: 50 cm and 170 cm

HANDLES



VERONA  
in black and brass



DUBLIN  
basic safety class in the colours inox,  
brass and black



WARSAW  
basic safety class in the colours inox,  
brass and black



RETRO HANDLES



HANDLE, ESCUTCHEON, RETRO KNOCKER:  
patina, glossy inox



SET WITH A RETRO GRIP:  
- two brass pull handles  
- decorative rosettes  
- brass hinge covers in patina,  
inox gleam, gold gleam

EURO PROFILE cylinders

thickness 102 mm	thickness 82 mm	thickness 72 mm
Euro profile cylinder, "B" 65/60 universal	Euro profile cylinder, "C" 65/45 universal	65/35 lock knob cl. B
Euro profile cylinder, "B" 65/60 lock knob	Euro profile cylinder, "C" 65/45 lock knob	65/35 cylinder, universal, B
Euro profile cylinder, "C" 65/60 universal	Euro profile cylinder, "B" 65/45 universal	65/35 cylinders, knob cl. C
Euro profile cylinder, "C" 65/60 lock knob	Euro profile cylinder, "B" 65/45 lock knob	65/35 universal cylinders C
system cylinders 1 key (2 pcs) "B" 65/60	system cylinders 1 key (2 pcs) "B" 65/45	system cylinders 1 key (2 pcs) "B" 65/35
system cylinders 1 key (2 pcs) "C" 65/60	system cylinders 1 key (2 pcs) "C" 65/45	system cylinders 1 key (2 pcs) "C" 65/35

Cylinders available in the colours nickel, brass and black.  
Extra charge for black Euro profil cylinders



**ERKADO**  
doors are our world

## ERKADO DREWNO Sp. z o. o.

Osiedle POM 8  
23-275 Gościeradów Ukazowy  
NIP 8652562260  
Plant:  
Chwałowice 156  
37-455 Radomyśl nad Sanem  
Poland

Phone +48 15 845 33 88  
e-mail: [dz@erkado.pl](mailto:dz@erkado.pl)  
[www.erkado.pl](http://www.erkado.pl)

## CHECK PRICES

WOODEN DOORS



STEEL DOORS



INTERNAL DOORS



The warranty certificate and assembly manual are attached with products. This catalogue serves as illustrative information material. The manufacturer reserves the right to change the offered goods. The actual colours in the colour charts may differ from those indicated in this Product Guide. Please check the colours in the original colour charts available at our dealerships.

Tests and certificates CE quality certificate for exterior doors